



Printed and Published by
**DIRECTORATE OF INTERNAL QUALITY ASSURANCE (DIQA)
UNIVERSITY OF KASHMIR**

STATISTICAL DIGEST 2022-23

DIRECTORATE OF INTERNAL QUALITY ASSURANCE (DIQA)



STATISTICAL DIGEST 2022-23



**DIRECTORATE OF INTERNAL QUALITY ASSURANCE (DIQA)
UNIVERSITY OF KASHMIR**

NAAC Accredited Grade A+
Hazratbal Srinagar (J&K) - 190006







VISION

To be a world class University committed to create and disseminate knowledge for human development and welfare

MISSION

To create intellectually stimulating environment, promote excellence in teaching, research and extension activities and facilitate academic freedom, diversity and harmony

Chief Patron

Prof. Nilofer Khan
Vice-Chancellor

Patron

Prof. Naseer Iqbal
Registrar

Chief Editor

Prof. Manzoor Ahmad Shah
Director, DIQA

Editor

Dr. Ajaz Akbar Mir
Deputy Director DIQA

Executive Editor and Compiled by

Wasim Hussain
Assistant Technical Officer (DIQA)
Assistant Nodal Officer (AISHE)

Typeset and Assistance by

Faisal Amin Shah

Cover, Layout & Design by

Nissar Ahmad Wani
Graphic Designer (PRC)

© 2022-23 University of Kashmir

Published on behalf of University of Kashmir by
Directorate of Internal Quality Assurance (DIQA)
www.diqua.uok.edu.in | email at: diqua@uok.edu.in





CONTENT

Table No.	Title	Page No.
	Message from Vice Chancellor	
	Message from Registrar	
	Message from Director	
	Editorial from Deputy Director	
	Overview of the University	
	Highlights of the Year	01-02
	Graphical Overview	03-14
Table 1.0	Basic Information of Main Campus	15-15
Table 1.1	Basic Information of North Campus	16-16
Table 1.2	Basic Information of South Campus	17-17
Table 1.3	Basic Information of Zakura Campus	18-18
Table 2.0	Main Campus Details	19-29
Table 2.1	Zakura Campus Details	30-30
Table 2.2	North Campus Details	31-31
Table 2.3	South Campus Details	32-32
Table 3.0	Students Enrolled in Main Campus	33-59
Table 3.1	Students Enrolled in Directorate of Distance Education	60-62
Table 3.2	Students Enrolled in Directorate of Life Long Learning	63-64
Table 3.3	Students Enrolled in Zakura Campus	65-66
Table 3.4	Students Enrolled in North Campus	67-68
Table 3.5	Students Enrolled in South Campus	69-71
Table 4.0	Consolidated Gender-Wise Enrolment Details in Main and Satellite Campuses	72-72
Table 4.1	Consolidated Category-Wise Figure of Student Enrolment	72-72
Table 4.2	Consolidated Category Wise break up of Student enrolment Main and Satellite Campuses	73-73
Table 4.3	Consolidated School wise Category Wise break up of Student enrolment Main Campus	74-75
Table 4.4	Consolidated School Wise Male Female Enrolment in Main and Satellite Campuses	75-76
Table 5.0	Number of Scholars Registered / Awarded for PhD.	77-78
Table 6.0	Examination Results in Main Campus	79-83
Table 6.1	Examination Results in Zakura Campus	83-83
Table 6.2	Examination Results in North Campus	84-84
Table 6.3	Examination Results in South Campus	84-84
Table 6.4	Consolidated Examination Details in Main and Satellite Campuses	85-85
Table 7.0	Scholarship Details of Main Campus	86-86
Table 7.1	Scholarship Details of Zakura Campus	86-86
Table 7.2	Scholarship Details of North Campus	87-87
Table 7.3	Scholarship Details of South Campus	87-87
Table 7.4	Consolidated Scholarship Details in Main and Satellite Campuses	87-87
Table 7.5	Major Scholarships / Students Aid Fund	88-90
Table 8.0	Placement Details in Main and Satellite Campuses	90-90
Table 9.0	Student accommodation / Hostel facilities in main and satellite campuses	91-91
Table 9.1	list of teaching and non-teaching quarters in main and satellite campus	92-92
Table 9.2	No of Departmental buildings in main and satellite campuses	92-92
Table 10.0	Books / Equipments at Allama Iqbal Library	93-93
Table 11.0	Student Progression Details during the year	94-94
Table 11.1	Students participated in various sports activities	95-97
Table 12.0	Sanctioned Strength, Filled & Vacant Positions of Teaching and Non Teaching Staff	98-101
Table 12.1	Sanctioned Strength, Filled & Vacant Positions of Teaching Faculty (Department wise)	102-107
Table 12.2	New Recruitments / Human Resource Progression	107-107
Table 12.3	List of Teaching and Non Teaching Staff Superannuated during the year	108-108
Table 12.4	List of teaching /Non Teaching Staff expired during the year	108-108
Table 13.0	School wise / Department wise Research Papers published by Faculty Members	109-110
Table 13.1	School wise / Department wise Books published by Faculty Members	111-111
Table 13.2	School wise / Department wise Book Chapters published by Faculty Members	111-112
Table 13.3	School wise / Department wise Conference/Workshop/Seminars organized by various Departments /Centres	113-113
Table 13.4	School wise / Department wise Conference / Workshop / Seminars attended by faculty members	114-115
Table 13.5	Research Projects sanctioned to the various faculty members and research scholars	116-118
Table 14.0	List of Affiliated Colleges	119-119
Table 14.1	Level / programme wise and gender wise student enrolment in affiliated colleges	120-136



Prof. (Mrs.) Nilofer Khan

Vice-Chancellor
University of Kashmir,
Hazratbal, Srinagar - 190006
Jammu and Kashmir (India)



MESSAGE

The University of Kashmir has made significant strides since its establishment, earning a prominent place in the National Higher Education landscape. Accredited with an A+ grade by NAAC, the University is ranked 33rd in the National Institutional Ranking Framework by the Ministry of Education, Government of India.

The University of Kashmir has played a pivotal role in the society by evolving into a crucial institution keeping pace with global advancements and internationalization of higher education while maintaining its primary goal of offering scientific and technical education programs that meet the employment needs of both the corporate world and industry. The University has established a vast network of constituent, affiliated, and professional colleges in the Union Territory of Jammu and Kashmir, with regular monitoring and assessment of academic programs and vocational add-on courses sponsored by the University Grants Commission. The university offers a wide range of academic and professional courses through both formal and non-formal modes of education, attracting a large number of aspirants annually for admission to postgraduate, diploma, and certificate courses. Additionally, the university offers comprehensive research programs across various disciplines that cultivate academic excellence, drive, innovation, and encourage impactful contributions.

The Statistical Digest, published by the Directorate of Internal Quality Assurance (DIQA), highlights the University of Kashmir's significant progress across various parameters, as shown in the comparative data provided on the report. The report indicates that the university is not only consolidating and strengthening its existing educational programs and infrastructure but also introducing new, creative, innovative, and futuristic programs.

I congratulate the Directorate of Internal Quality Assurance (DIQA) for preparing the Statistical Digest 2022-23. I hope that this publication, like the previous year's publications, will serve as a clear reflection of the university's statistics and be beneficial to society in general and to students in particular.

Prof. (Mrs.) Nilofer Khan



Prof Naseer Iqbal

Registrar
University of Kashmir,
Hazratbal, Srinagar

MESSAGE

I am immensely pleased to learn that Directorate of Internal Quality Assurance (DIQA), University of Kashmir is publishing Statistical Digest for year 2022-23- a document featuring vital statistics of the University regarding enrolment, admissions, examinations, results, infrastructure, human resource and other activities carried out by various units of the University. The digest provides an insight into the overall functioning of our University and also forms the basis to identify the thrust areas requiring future planning which will undoubtedly improve the indices of our future progress. I am sure that all stakeholders will be benefited from this vital document.

I congratulate the Directorate of Internal Quality Assurance (DIQA), University of Kashmir for bringing out this important publication and hope that its findings will ultimately lead to further development of our institution.

A handwritten signature in black ink, appearing to read 'Prof. Naseer Iqbal'.

Prof Naseer Iqbal
(REGISTRAR)



Prof. M.A. Shah

Director
Directorate of Internal Quality Assurance (DIQA)
University of Kashmir,
Hazratbal, Srinagar



MESSAGE

In pursuit of excellence, the University of Kashmir undertakes continuous introspection and in-depth analysis of its strengths, weaknesses, opportunities from time to time. The data embodied in the Annual Statistical Digest 2022-23 in your hands, prepared by the Directorate of Internal Quality Assurance (DIQA), statistically highlights the annual progress and performance of the University and also identifies the areas of concern. In fact, a transparent, efficient, easily accessible and foolproof system of monitoring, evaluation, accountability and governance has assumed paramount importance in improving the efficiency of the educational institutions of all hues, and the University of Kashmir is no exception. Such an exercise has become all the more important in view of the paradigm shift in the higher education policy of the country which lays more emphasis on creation of new knowledge, producing quality graduates and nurturing innovations, under NEP 2020. It is because a radically new system for creating wealth has evolved globally that depends upon the creation and application of new knowledge. It is this “age of information” that has not only broadened the roles of institutions of higher learning but has also brought them under sharp focus. As a result, increasing attention is being paid to quality and excellence in higher education.

The Directorate of Internal Quality Assurance is responsive to the changes that are taking place in the arena of higher education in the country and is rendering commanded service to the University in preparing it to fulfil the aspirations of all stakeholders, particularly the students. The discourse and discussion that would follow the publication of this Statistical Digest, I am sure, would help us not only to consolidate and strengthen the existing educational programmes and infrastructure, but also to identify new, creative, innovative and futuristic programmes through participatory engagement of teachers, scholars, students and learned members of the civil society.

I acknowledge and appreciate my staff in DIQA for preparing the Statistical Digest, and hope that the contents of the report will act as barometer to give our society a feel of the progress and performance of University.

This age, the quality data holds the key to gauge the progress of institutions and this report exactly serves that purpose.

Prof. M.A. Shah
(Director) DIQA



Editorial
(Dedicated to excellence through
relentless improvement)
Prof. Ajaz Akbar Mir
(Dy. Director DIQA)

We are excited to share the latest edition (2022-23) of our Statistical Digest, which offers a comprehensive overview of key metrics and trends relevant to our institution. This digest serves as a vital link between the University and its stakeholders, reflecting our commitment to transparency and continuous improvement.

The Statistical Digest is a cornerstone of our self-assessment and external evaluation processes. By documenting and presenting our strengths, weaknesses, opportunities, and challenges in quantitative terms, we foster accountability and a pursuit of excellence. This publication highlights our dedication to introspection and quality enhancement, displaying the collective efforts of students, scholars, faculty, and administrators striving for excellence and growth.

Aligned with its mission of ongoing introspection, analysis, integration, innovation, and improvement, the University of Kashmir presents the Statistical Digest for 2022-23. This report offers insights into student and scholar enrolment, research and publications, academic performance, human resources, and campus facilities, helping us identify areas for improvement and advance toward our goals. The University of Kashmir, guided by collective wisdom and a sense of responsibility, is committed to achieving excellence. We recognize that the path to academic success is paved with dedication and sincerity.

I commend the team at the Directorate of Internal Quality Assurance (DIQA) for their exceptional work in producing this digest, with special thanks to Mr. Wasim Hussain and the Editorial Board. We hope this digest provides valuable insights into our university's performance and progress. As always, your feedback and suggestions are encouraged as we continue to evolve and meet the needs of our academic community.



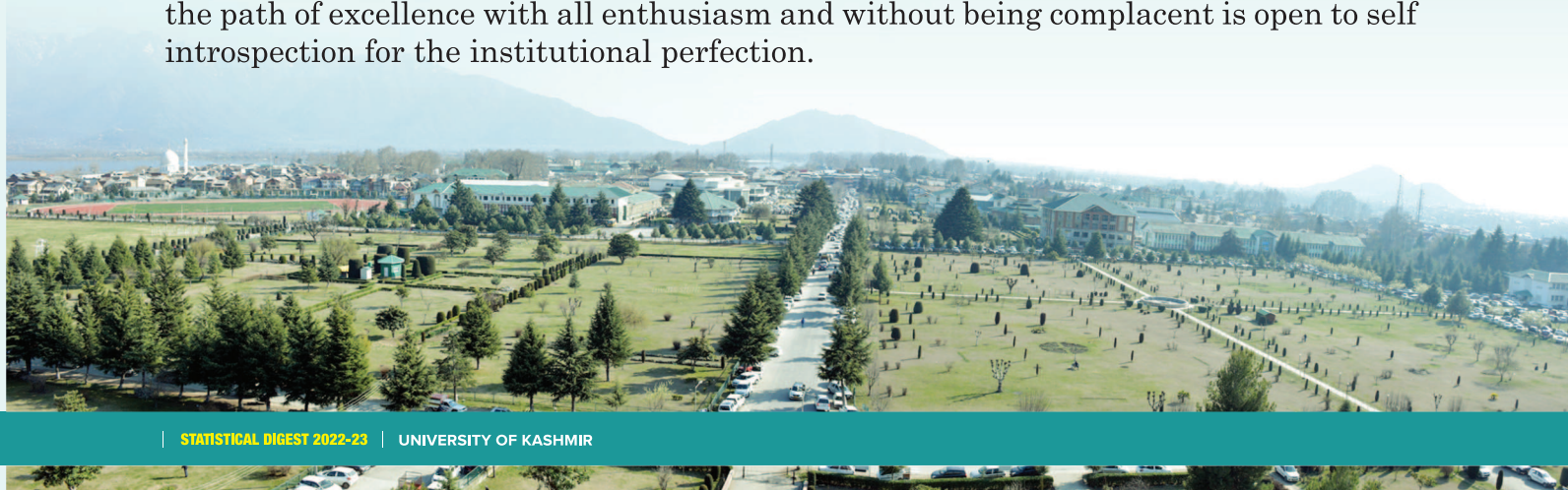
AN OVERVIEW OF THE UNIVERSITY

The University of Jammu and Kashmir was founded in the year 1948. In the year 1969 it was bifurcated into two full-fledged Universities: University of Kashmir at Srinagar and University of Jammu at Jammu. The University of Kashmir is situated at Hazratbal in Srinagar. It is flanked by the world famous Dal Lake on its eastern side and Nigeen Lake on the western side. The Main Campus of the University spread over 247 acres of land is divided into three parts – Hazratbal Campus, Naseem Bagh Campus and Mirza Bagh Campus (serving residential purpose). The tranquil ambience of the Campus provides the right kind of atmosphere for serious study and research.

Over the years, University of Kashmir has expanded substantially. It has established Satellite Campuses at Anantnag (South Campus) and Baramulla (North Campus) and one more Satellite Campuses at Kupwara to make higher education more accessible to people living in remote areas of Kashmir valley. A full-fledged Institute of Technology has been established as a separate campus at Zakura. The University has also established a Sub-Office at Jammu to cater to the needs of the candidates enrolled with the University from outside Kashmir.

The University is committed to provide an intellectually stimulating environment for productive learning to enhance the Educational, Economic, Scientific, Business and Cultural Environment of the region. The University offers programmes in all the major Schools; Arts Languages and Literature, Business Studies, Education and Behavioural Sciences, Law, Applied Sciences and Technology, Biological Sciences, Earth and Environmental Science, Physical & Mathematical Sciences, Social Sciences, Open Learning, Unani and Ayurvedic Sciences, Medicine, Dentistry and Engineering. It has been constantly introducing innovative/ new programmes to cater to the needs and demands of the students and the society.

The University has marched towards excellence in its programmes and activities. It has been re-accredited as Grade - A+ University by the National Assessment & Accreditation Council (NAAC) of India in the year 2019. This is recognition and reflection of the high standard of quality in teaching and research at the University of Kashmir. The Ministry of Education, Govt of India ranked University of Kashmir at 33 position under the National Institutional Ranking Framework (NIRF) during 2022-23 for the Higher Education Institutions making quantum jump. The University treading the path of excellence with all enthusiasm and without being complacent is open to self introspection for the institutional perfection.





HIGHLIGHTS OF THE YEAR

ACHIEVEMENTS

- University of Kashmir witnessed a quantum jump from 53 to 33 in its ranking under the National Institutional Ranking Framework (NIRF) by the Ministry of Education, Govt of India.
- University of Kashmir introduced various new academic programmes during the year which includes PG Programme in Public Administration (Main Campus), 5Year Integrated B.A. / M.A. in Arabic (Kupwara Campus), 5Years integrated B.Sc. / M.Sc. in Botany (North Campus), 3Year B.Sc. MLT Programme (South Campus). Besides, PG Programme in Artificial Intelligence (AI), PG Programme in Philosophy & 3Years B.Sc. in Economics.
- The University published 729 papers and earned 02 patents during the year 2022-23.
- University earned 90 research projects with 16,16,72,722.00 sponsored by various funding agencies
- This year received RUSA grant of Rs. 2.5 crore grants as UT share for RUSA 2.0 for running of 2.1 projects.
- 584 students got placement in various national and international companies during the period
- As a historical move after a gap of many years, the University honoured three teachers with the Best Teacher Award on the basis of a thorough assessment using multiple parameters. Besides, scientists who figured in the top 2% ranking by the Stanford University were also felicitated.

STUDENT ENROLMENT

- A total of 18139 applications were received from the aspiring candidates for different courses during 2022-23 out of which 7519 were male applications and 10620 were female.
- A total of 3926 candidates were admitted to various courses offered by University of Kashmir in the main and satellite campuses, among which 1649 were male and 2277 were female.
- Further, 2723 students were admitted in different courses offered by Directorate of Distance Education out of which 826 were male and 1897 were female students.
- A total of 231 Ph.D. degrees was awarded in various Departments and Research Centres of the University, besides, 04 research scholars were awarded with M.Phil degrees.
- During the year 153 scholars were registered for Integrated Ph.D. Programmes in various Departments/ Research Centres of the University. This is in addition to 588 scholars already enrolled for Ph.D. Programme in various departments.





ACADEMIC AND RESEARCH ACHIEVEMENTS

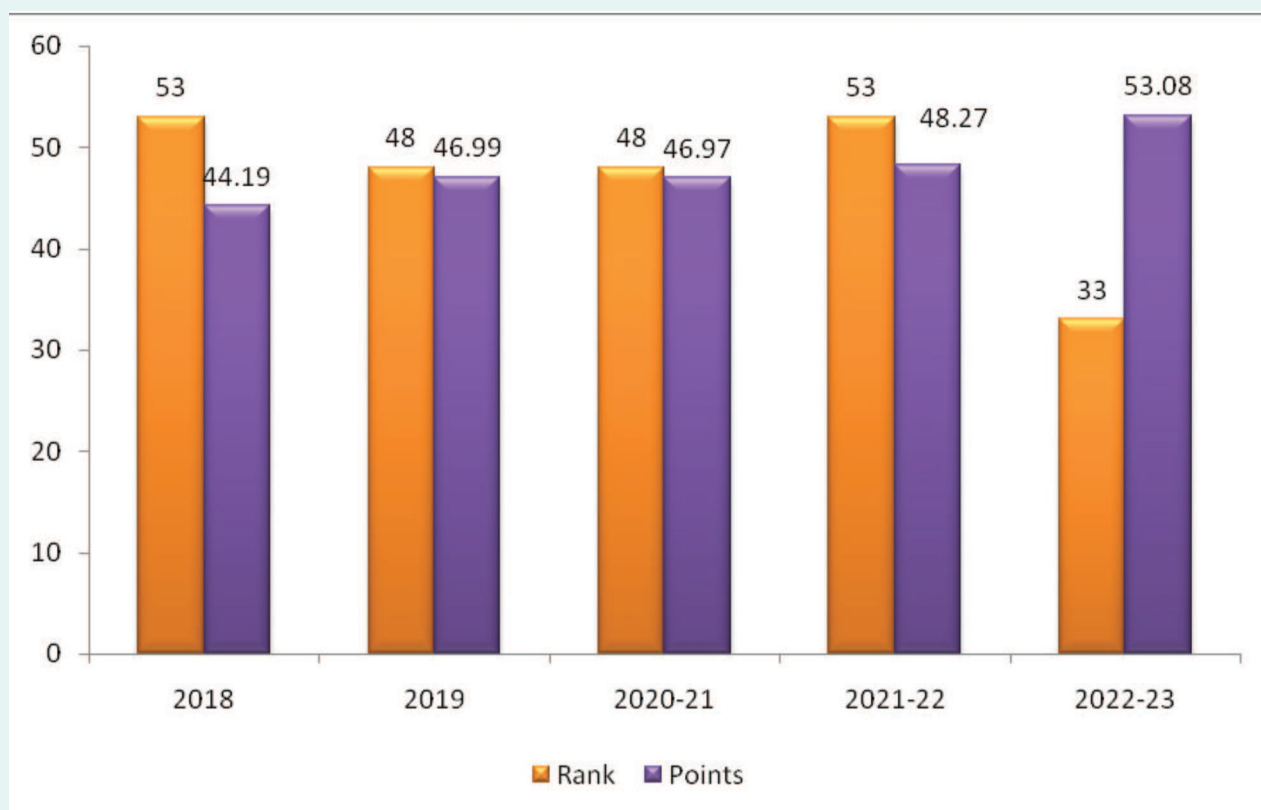
- 103 conferences/ seminars/ workshops/ symposia were organized by various Departments/ Centres of which 06 were international, 52 were national and 45 were local.
- 364 conferences/ seminars/ workshops were attended by the faculty during the year, of which 157 were international, 183 were national and 24 were local level.
- The faculty member of the University published 729 research papers, out of which 654 were published in international journals, 65 in national, and 1 in local journal.
- Out of total 729 research publications, 348 have impact factor ranging from 0.5 to 9.9.
- During the year 37 books with ISBN were published, of which 23 are internationally published, 12 nationally and 02 are locally published.
- 157 Book chapters were published by the faculty out of which 120 chapters are in International, 35 in national and 02 are in local books, besides 27 books were edited by the faculty of which 14 are international and 8 are national.

TRAININGS AND HUMAN RESOURCE DEVELOPMENT

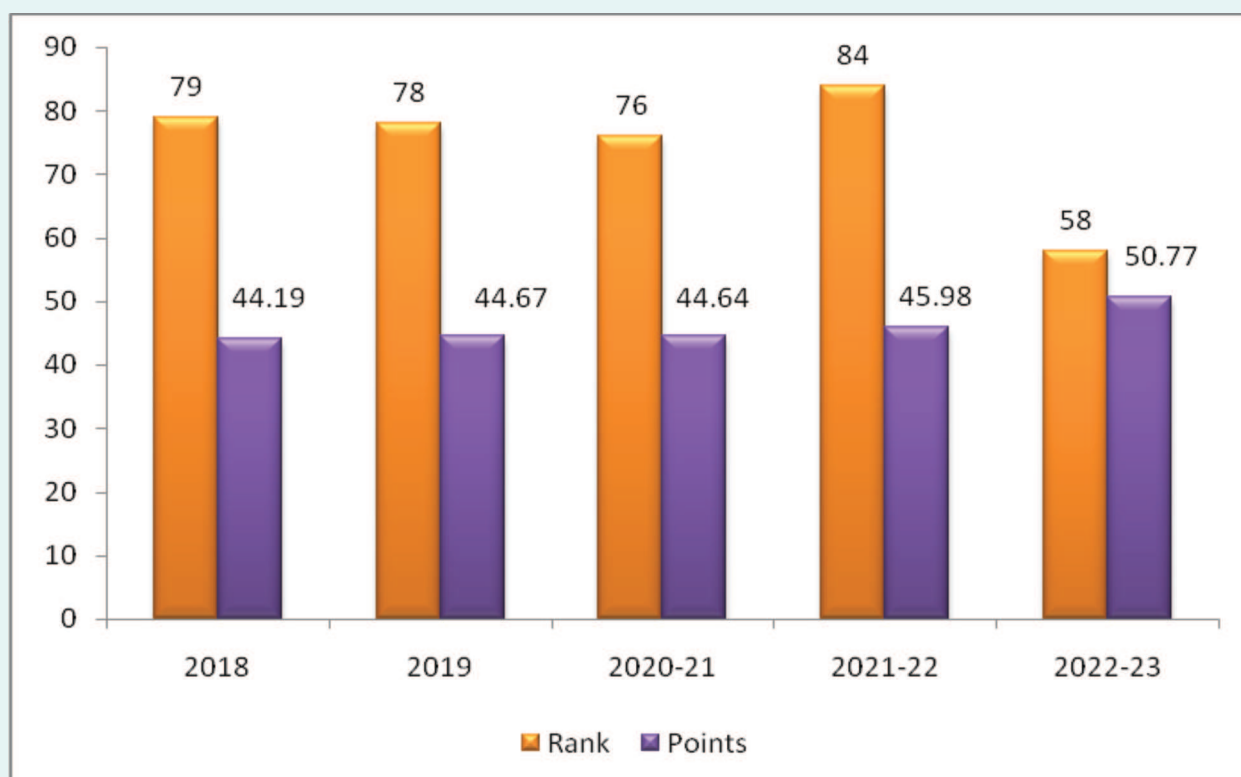
- During the year 01 Orientation Course and 5 Refresher Courses 25 webinars on different subjects were organised by the UGC Human Resource Development Centre.
- 185 faculty members attended Refresher /Orientation courses organised by UGC-Human Resource Development Centre out of which 125 were local and 60 were non local participants. In addition 1511 faculty members attended webinars organised by Centre, out of which 1144 were local participants and 367 were non-local participants,
- 38 Refresher Courses and 7 General Orientation Courses were attended by faculty members from other Universities / Academic Institutions of the country.
- The faculty members of the University attended 167 Workshops organised by various national and international academic and research institutions, out of which 26 were international, 96 were national and 45 were local workshops, besides 69 national and international seminars and symposia's were attended by faculty members.



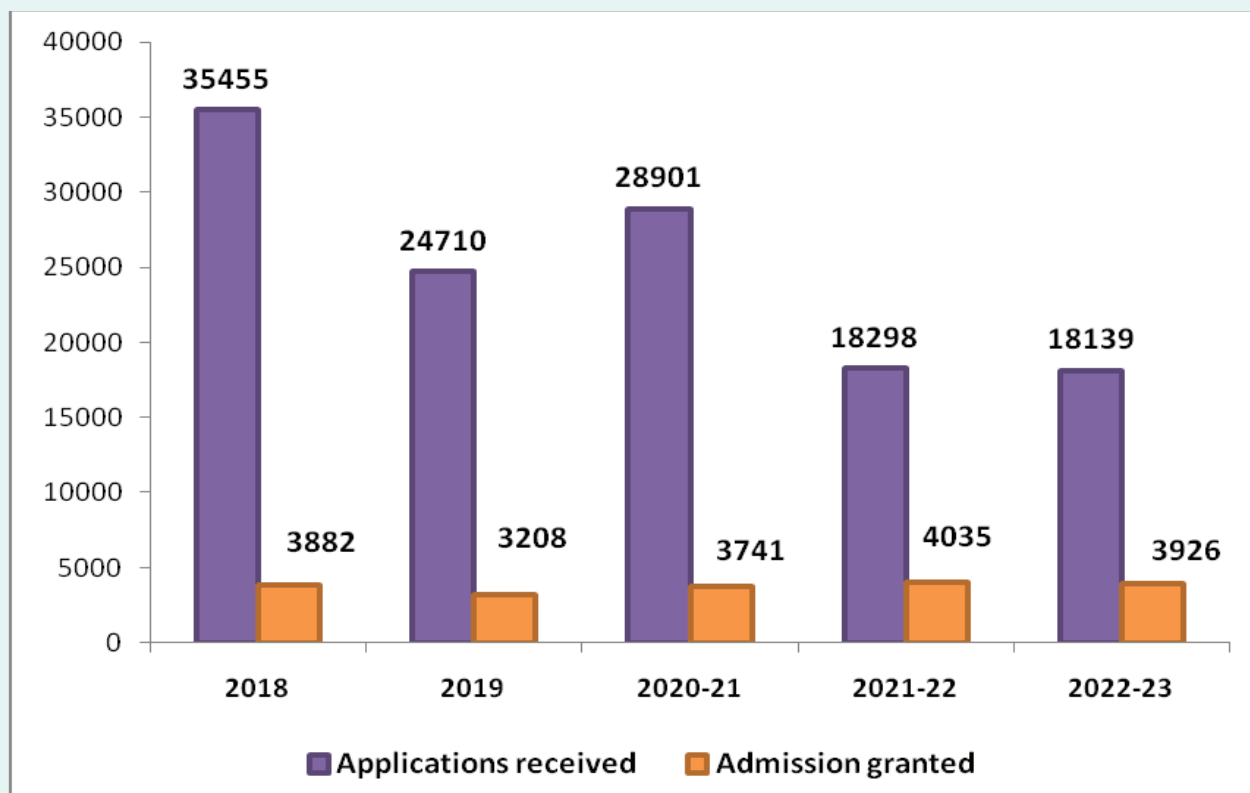
GRAPHICAL OVERVIEW



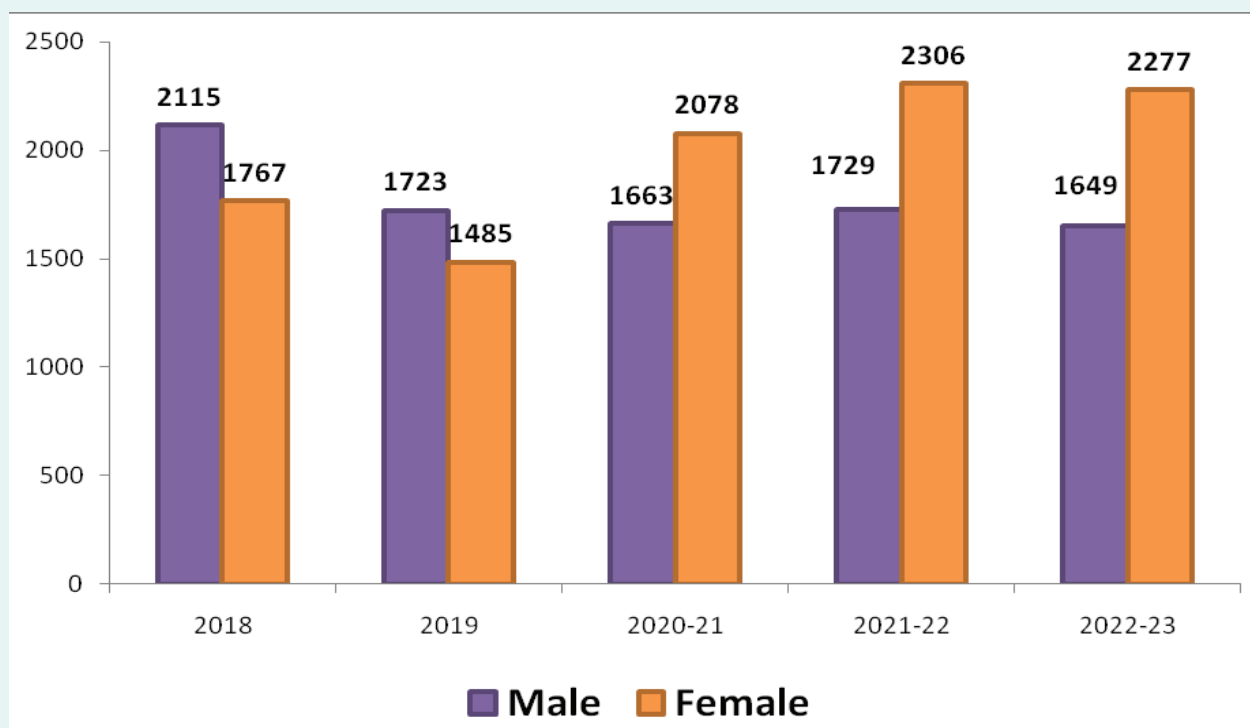
Score of University at National Institutional Ranking Framework (NIRF) among all Indian Universities



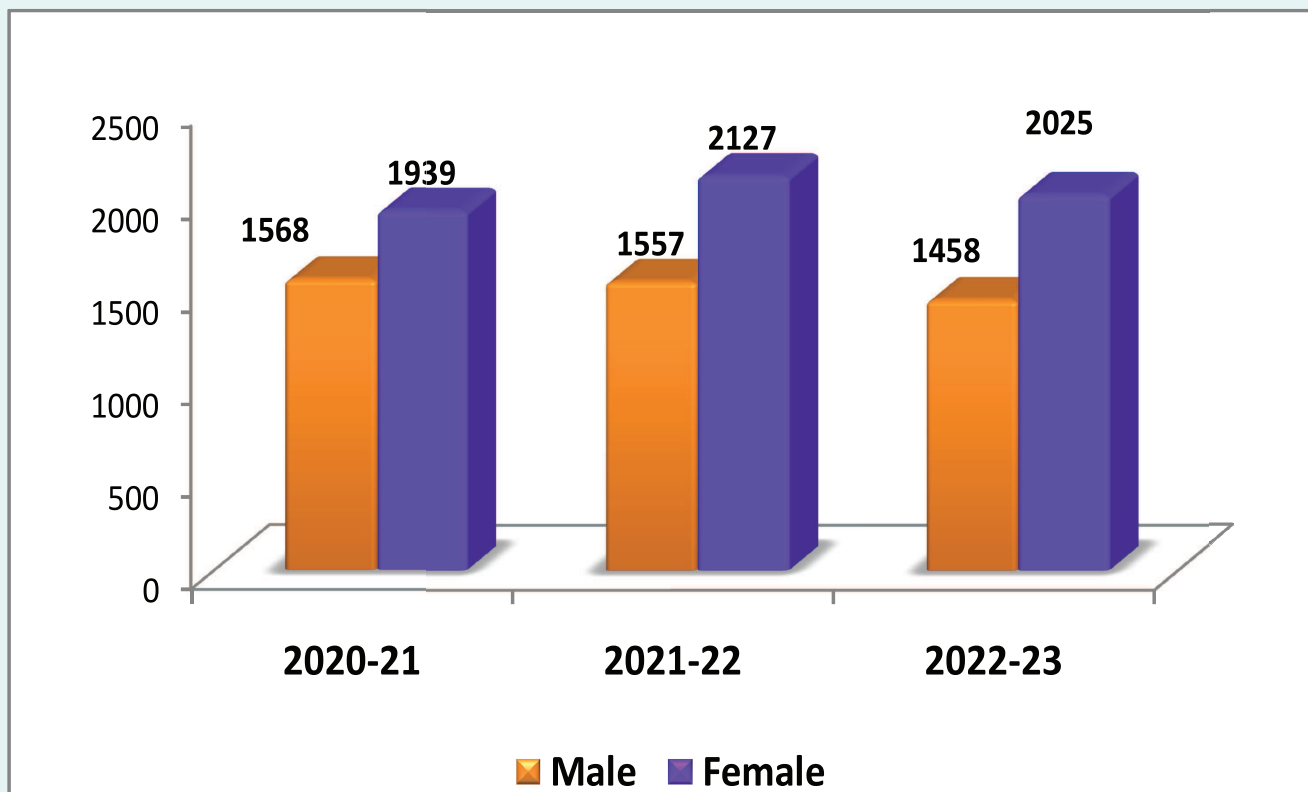
Overall Score of University at National Institutional Ranking Framework (NIRF) among all Higher Educational Institutions of India



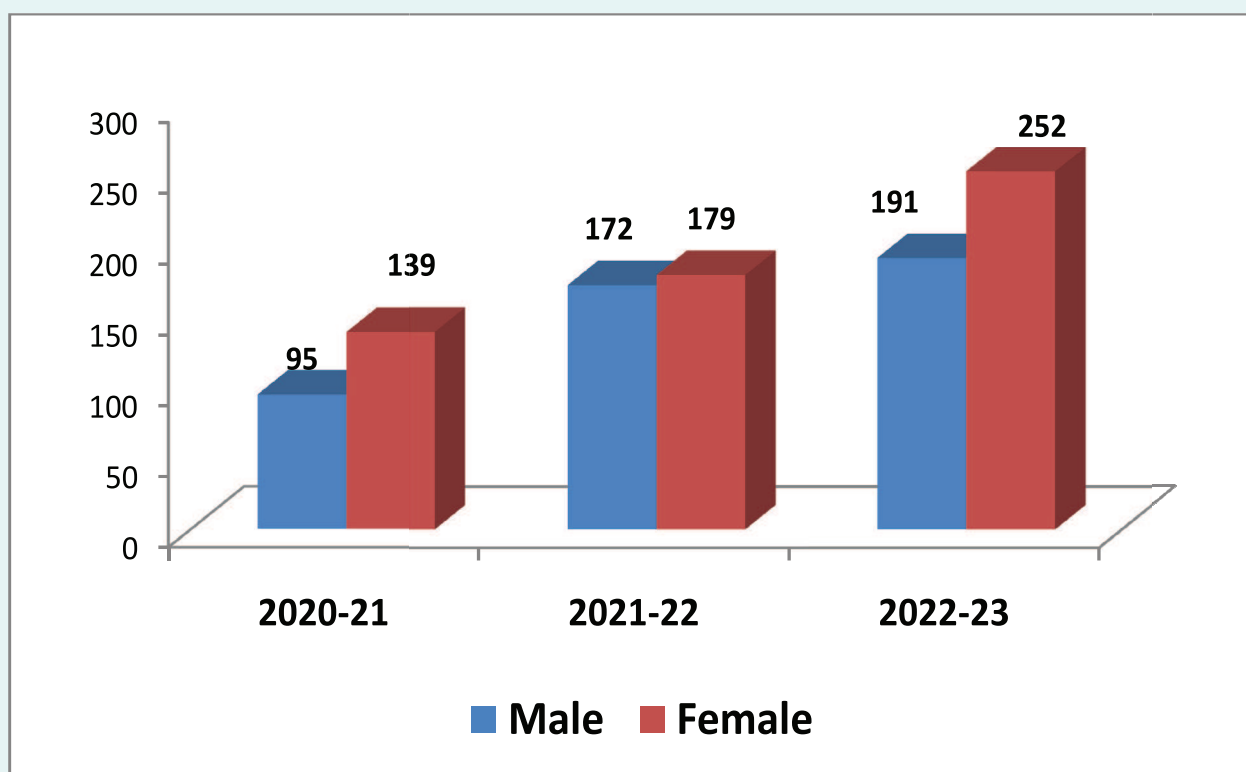
Number of applications received for admission and admissions granted to various Programmes in Main Campus, Satellite Campuses and affiliated colleges



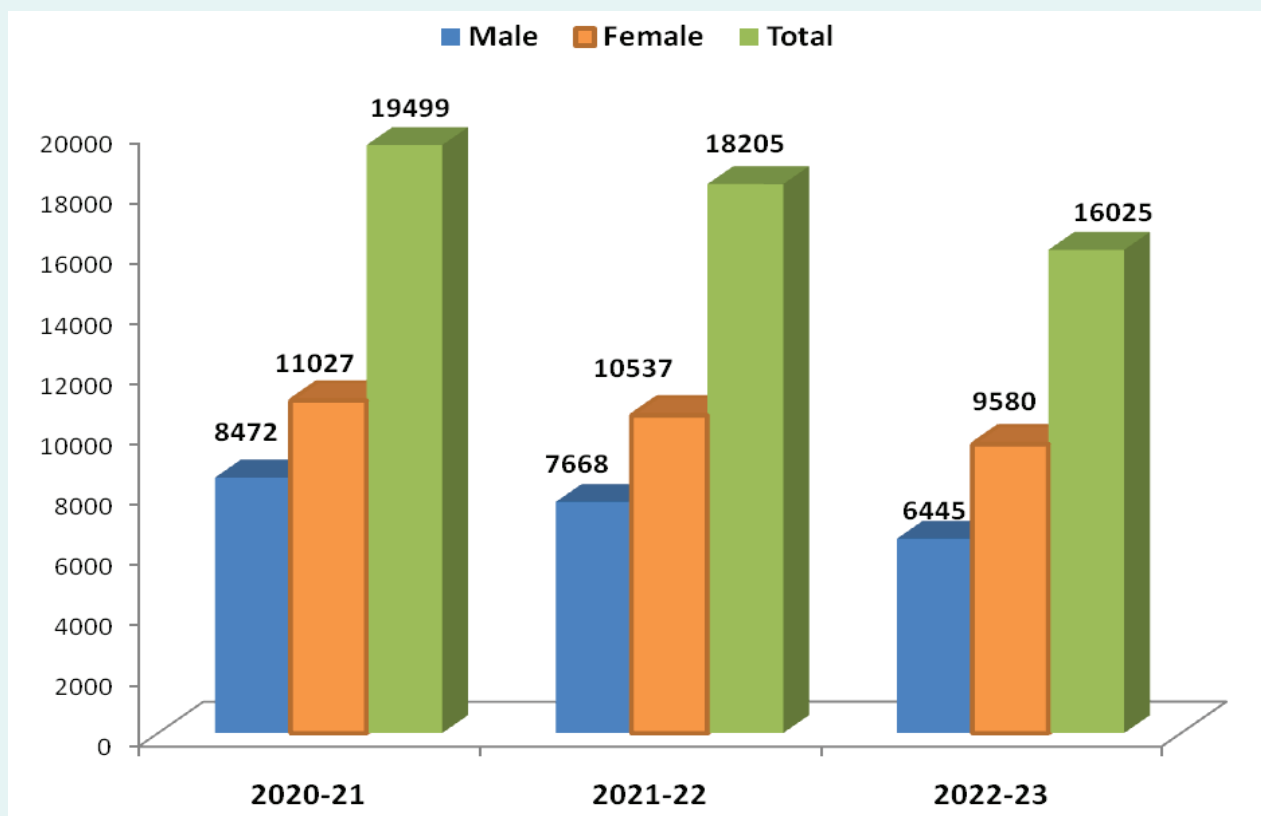
Number of Male and Female students granted admission to various courses in Main Campus, Satellite Campuses and affiliated colleges



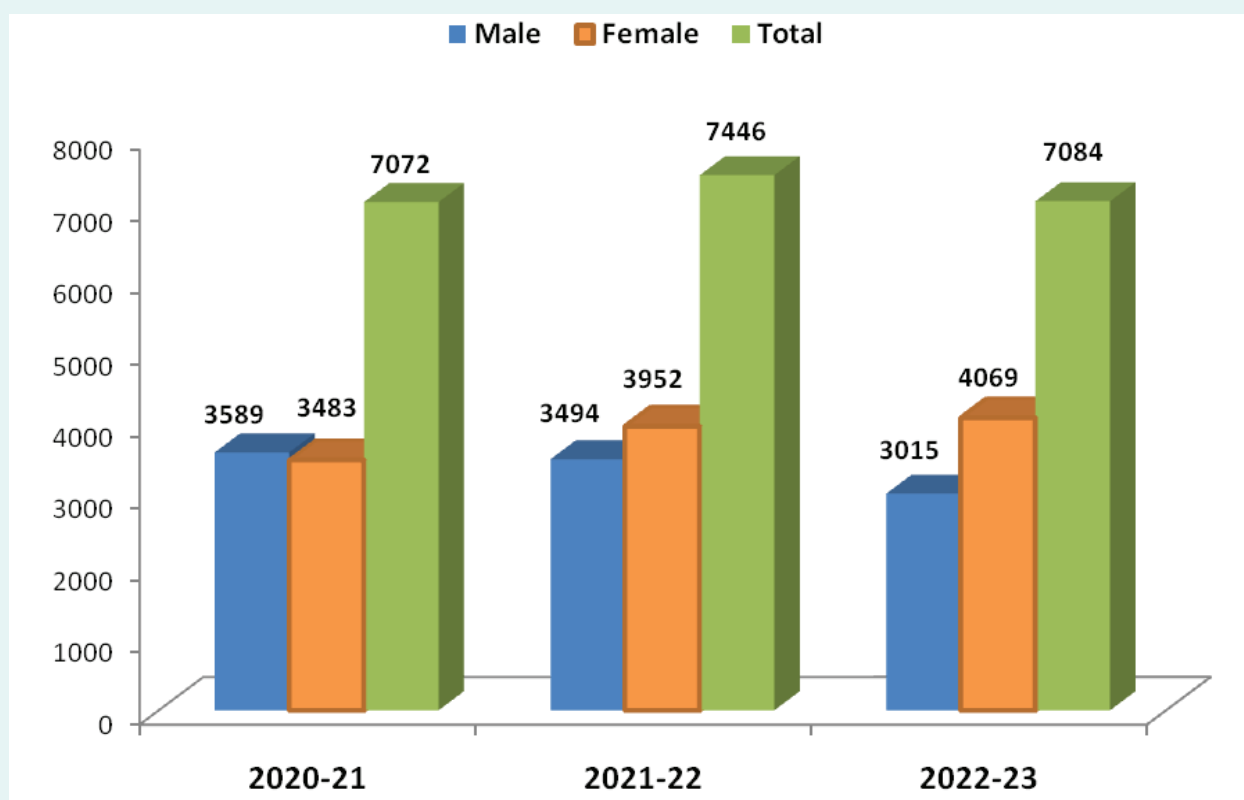
Number of Male and Female students granted admission to various courses in Main Campus and Satellite Campuses



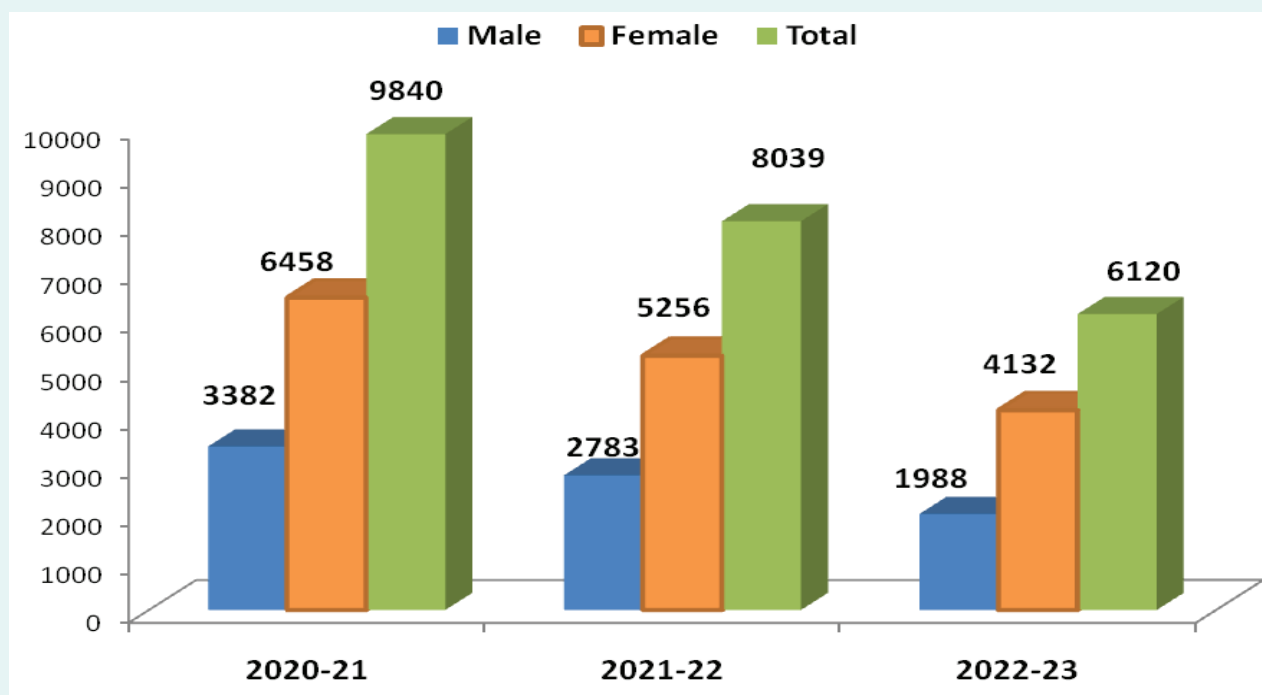
Number of Male and Female students granted admission to various professional programmes in affiliated colleges of the University.



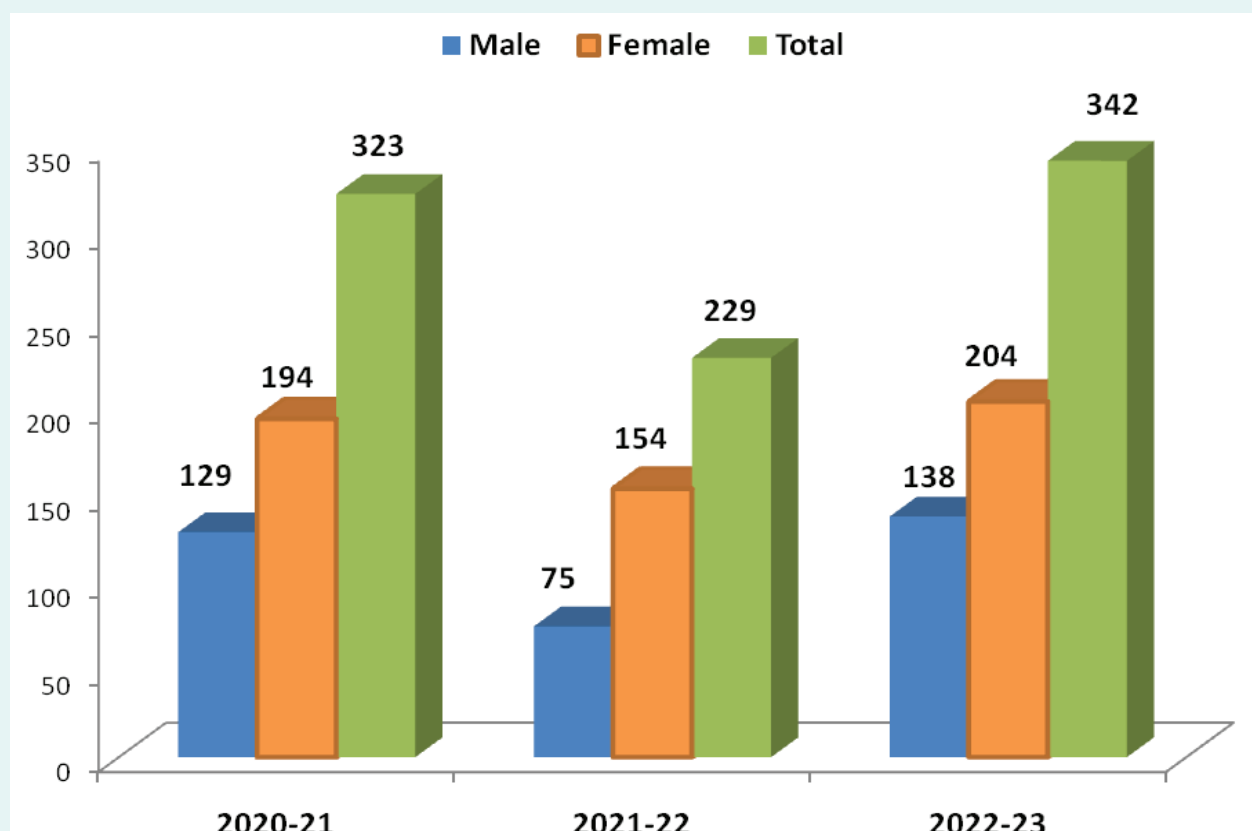
Enrolment of University of Kashmir in Main & Satellite Campuses in various formal and non formal programmes



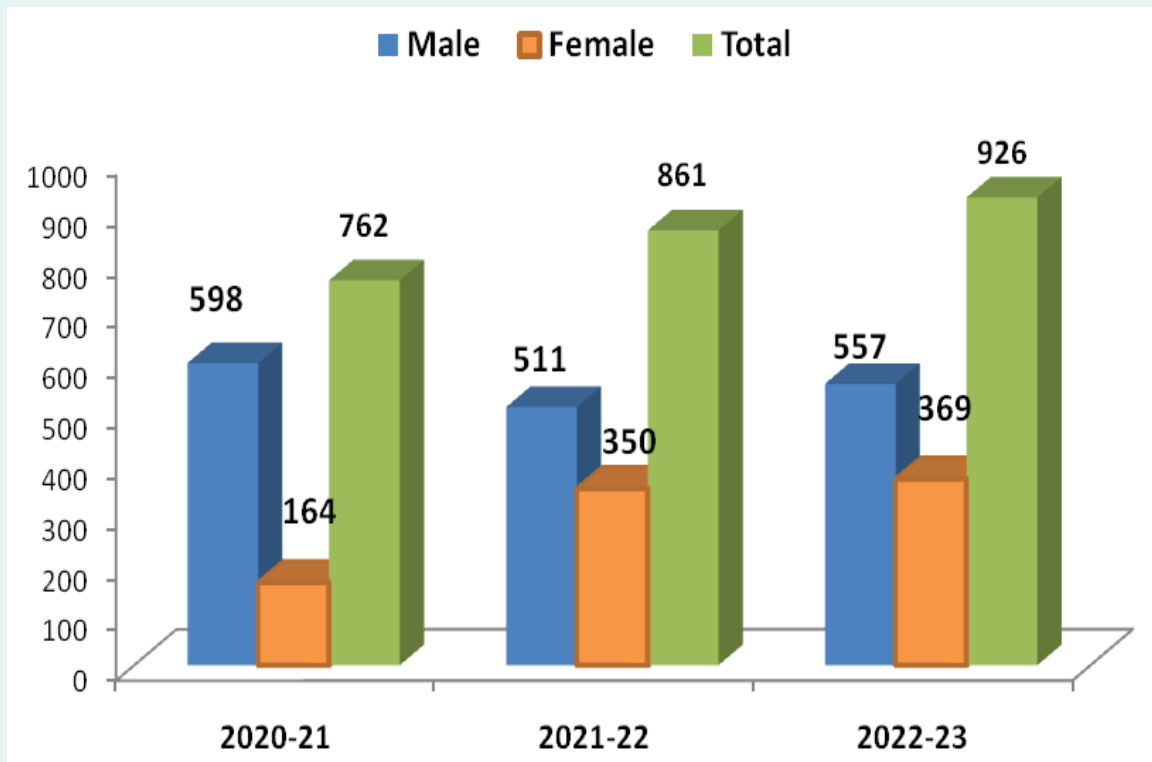
Enrolment of students for various Programmes at Main Campus



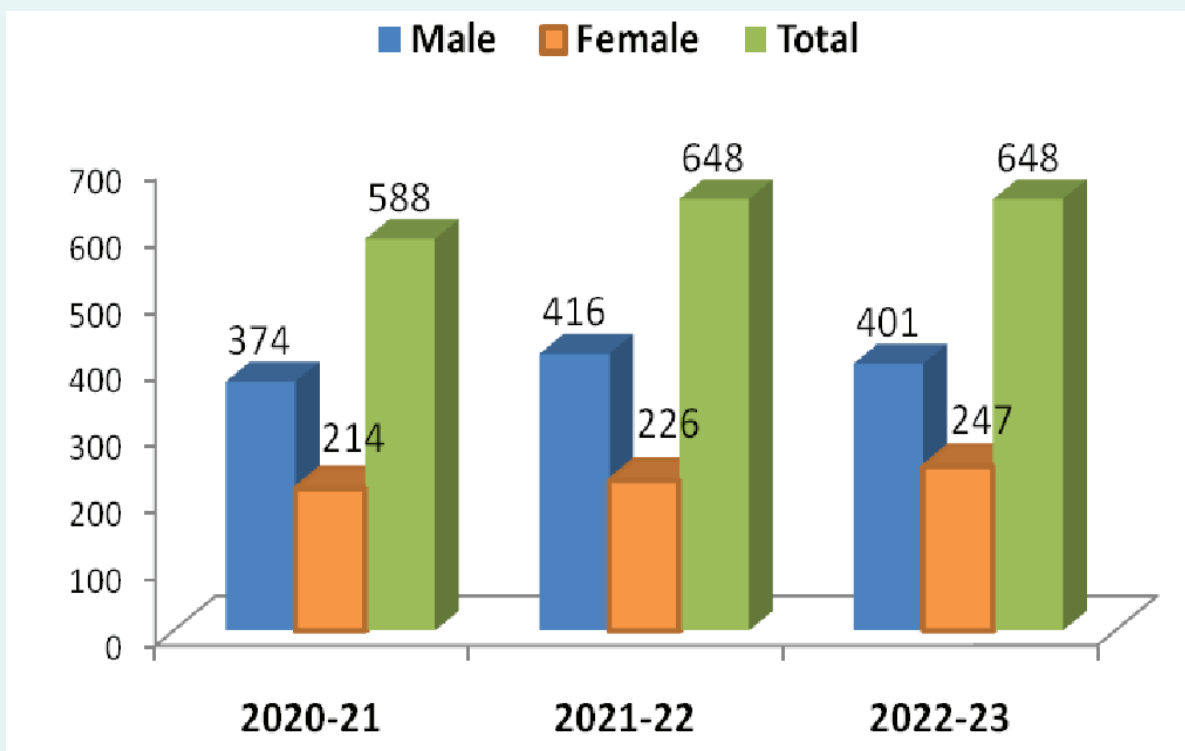
Enrolment of students admitted in Directorate of Distance Education for non-formal programmes



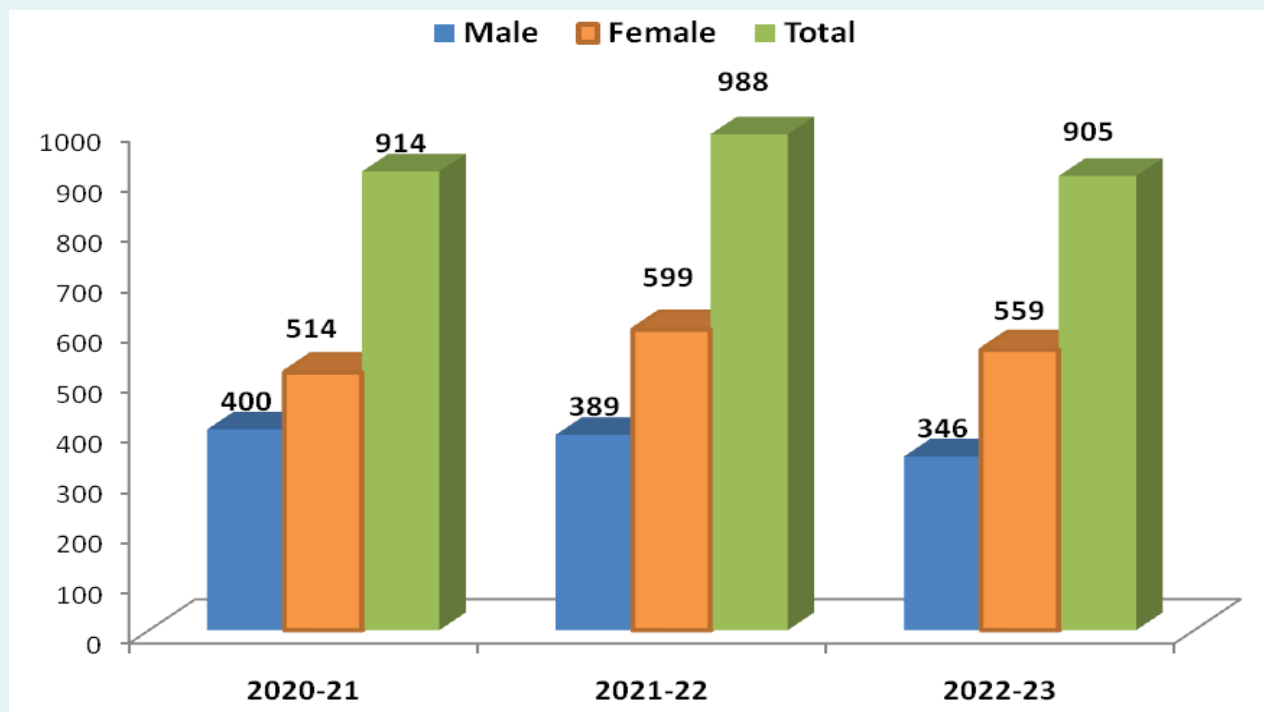
Enrolment of students admitted in various Certificate Programmes through Directorate of Lifelong Learning



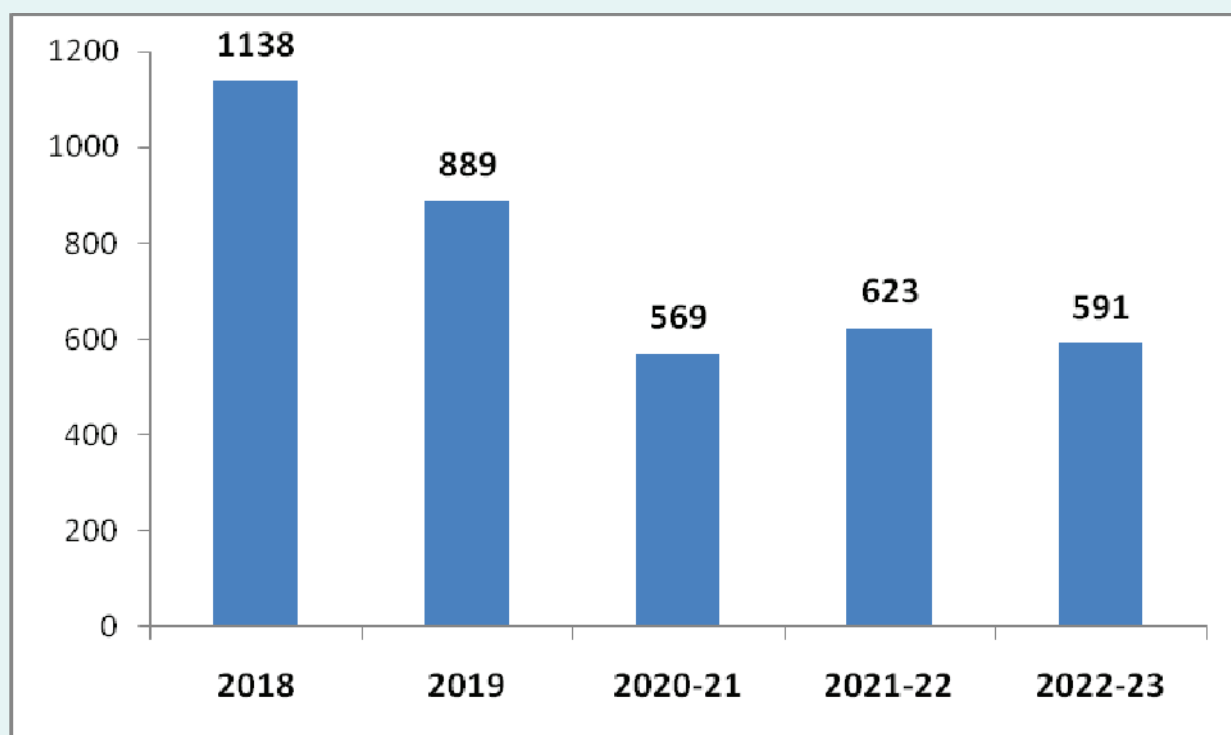
Enrolment of students admitted in IOT Zakura Campus for various Engineering Programmes



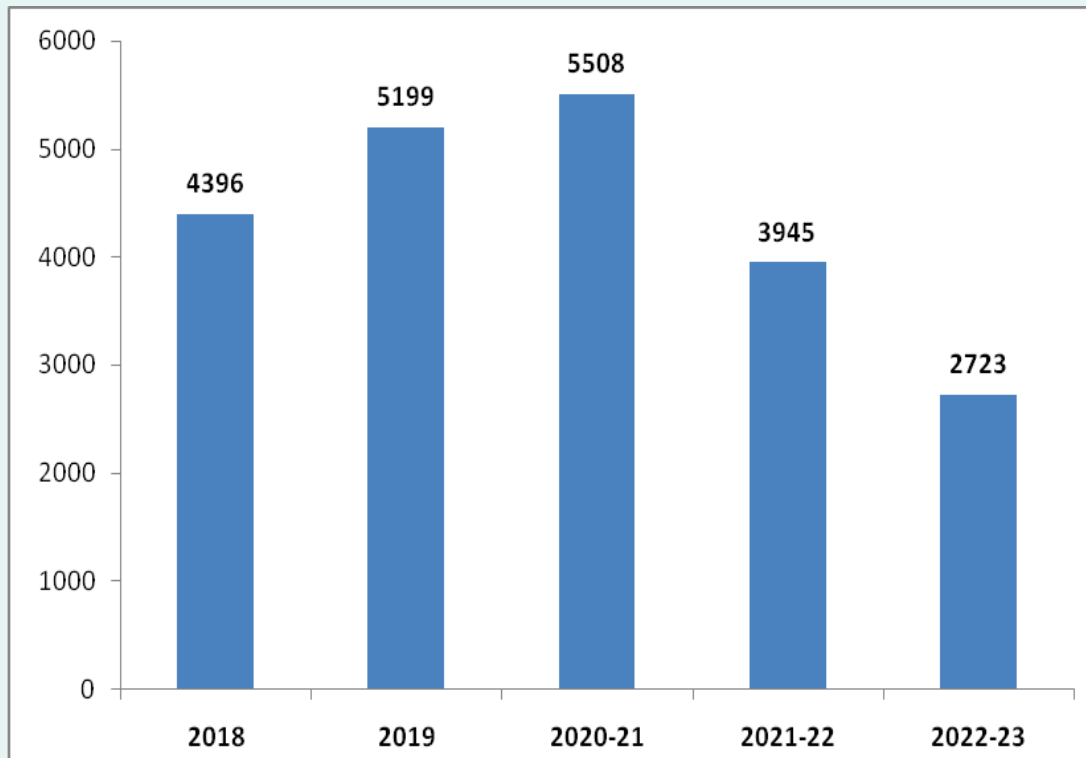
Enrolment of students admitted in North Campus, Baramulla for various Programmes



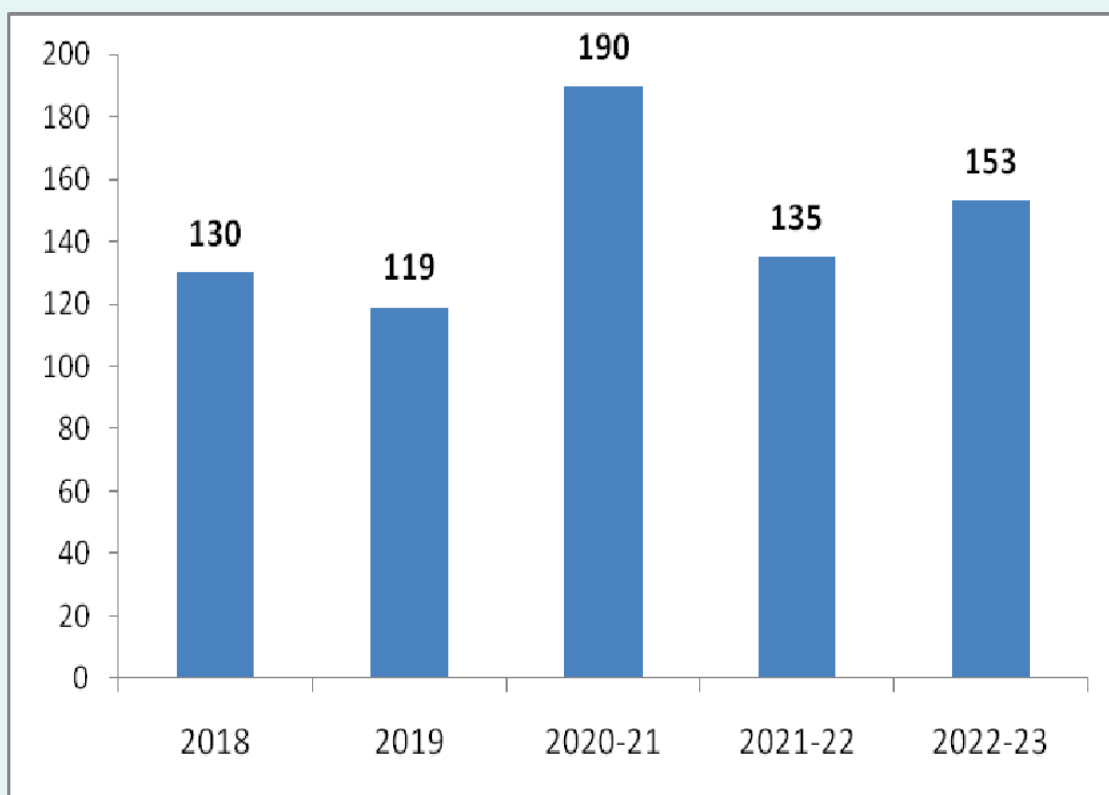
Enrolment of students admitted in South Campus, Anantnag for various Programmes



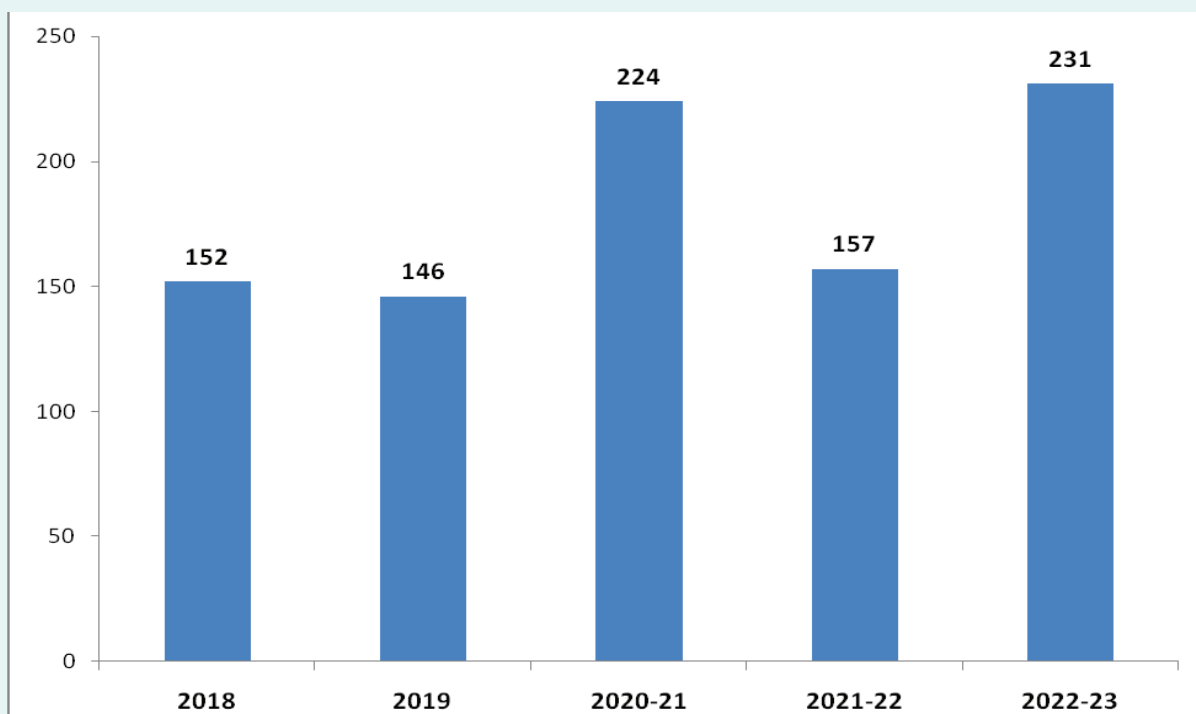
Number of Students admitted to various courses under reserved categories in main and satellite campuses



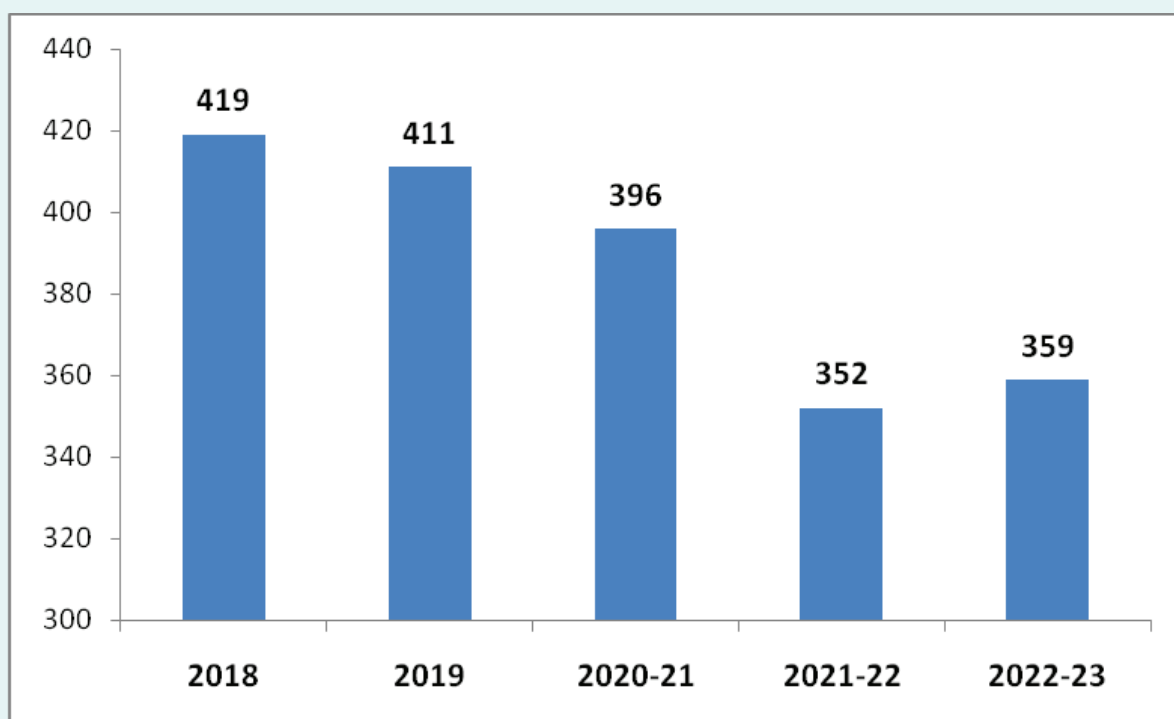
Number of admissions granted through Distance Education Mode



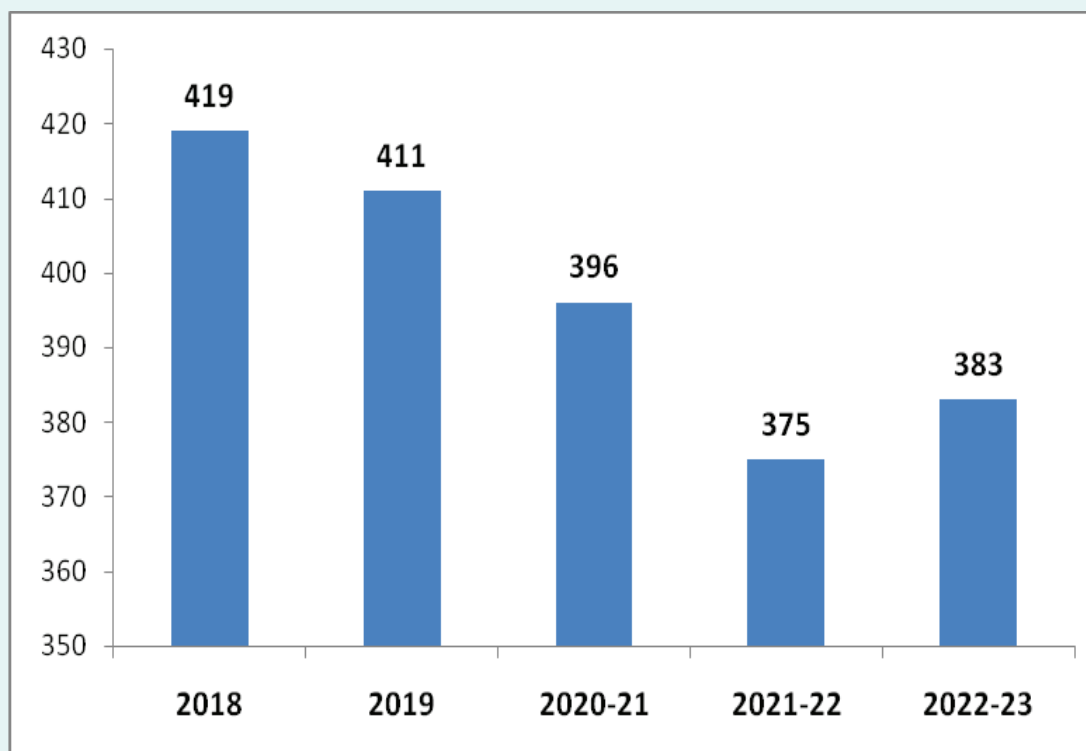
Number of Scholars Registered for Ph.D.



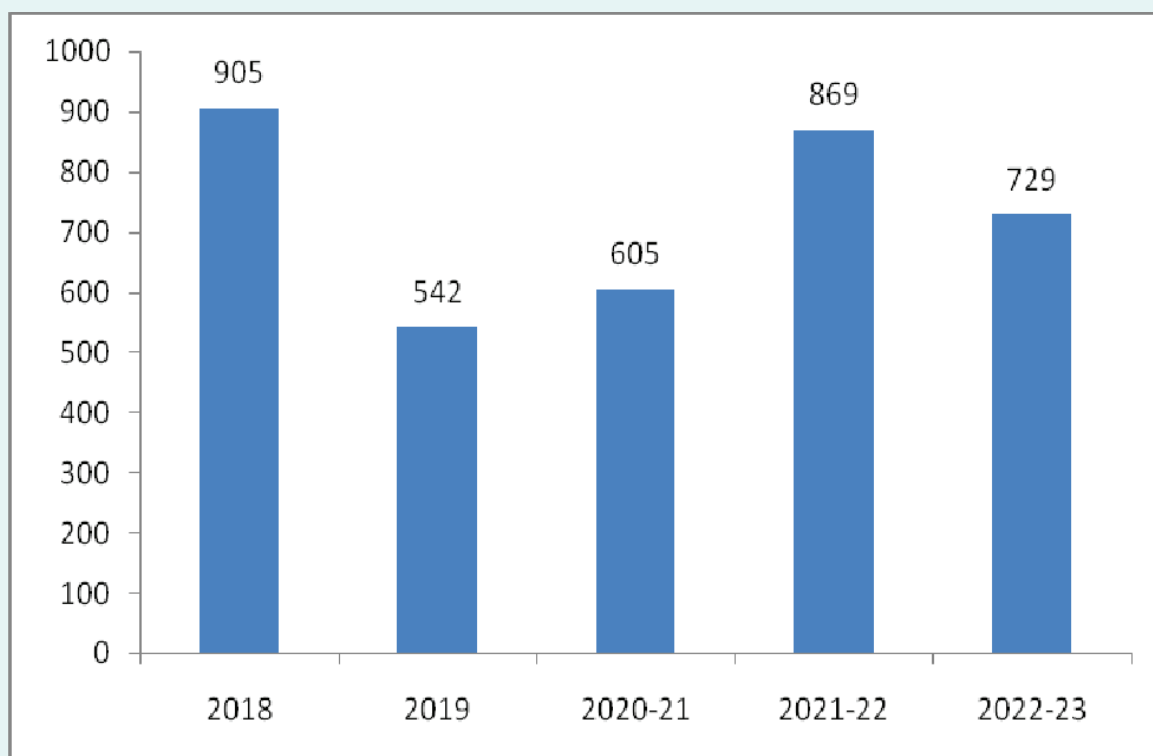
Number of Scholars awarded Ph.D.



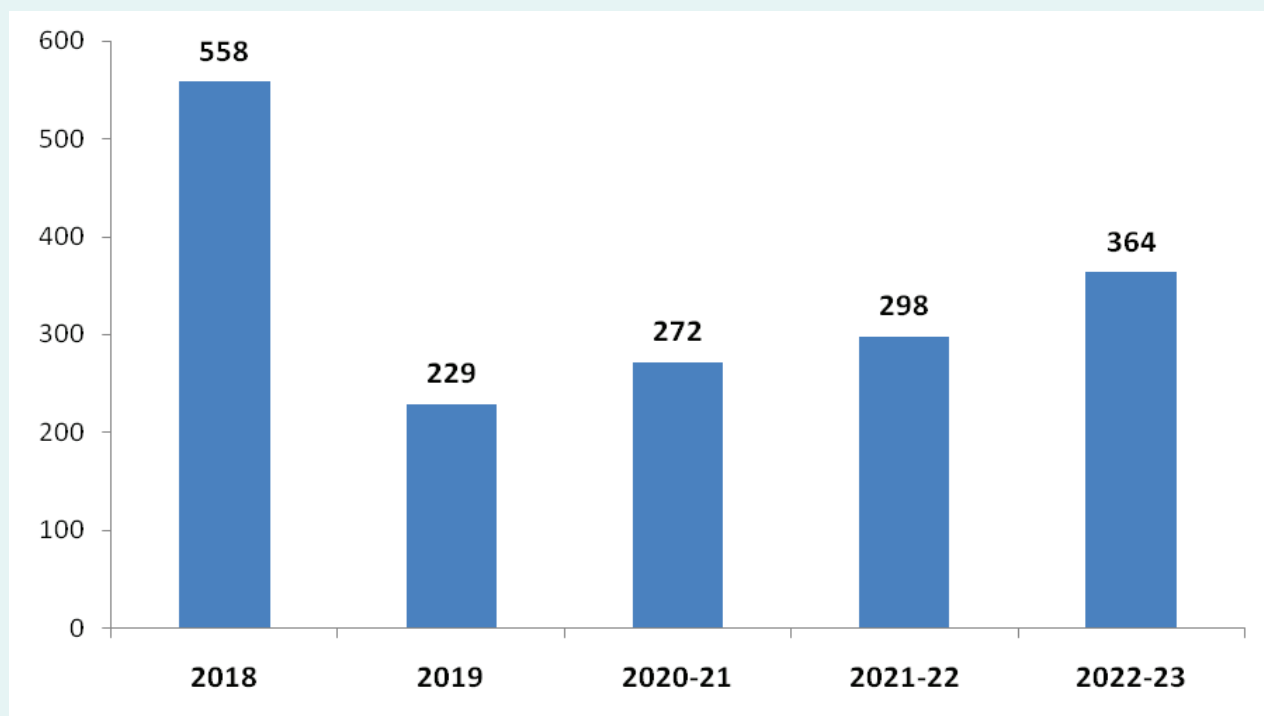
Permanent Teaching Faculty



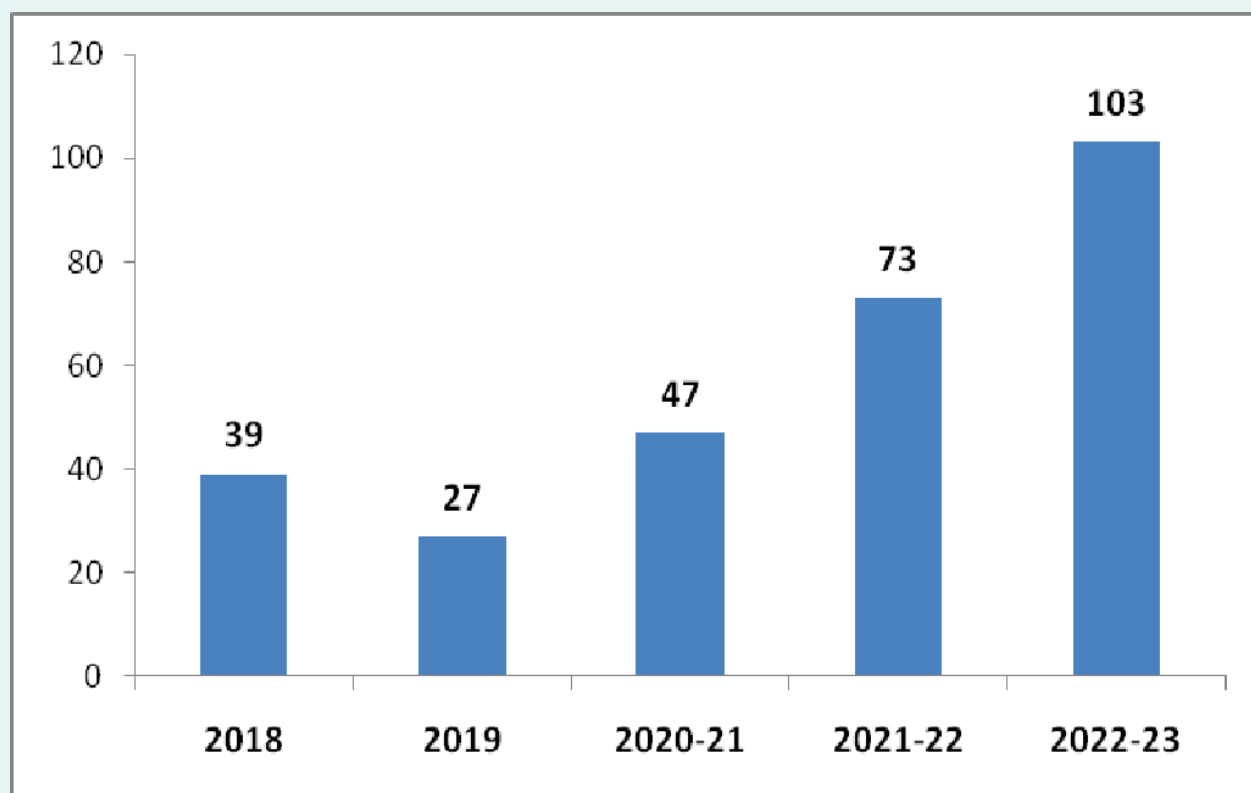
Training courses attended by faculty



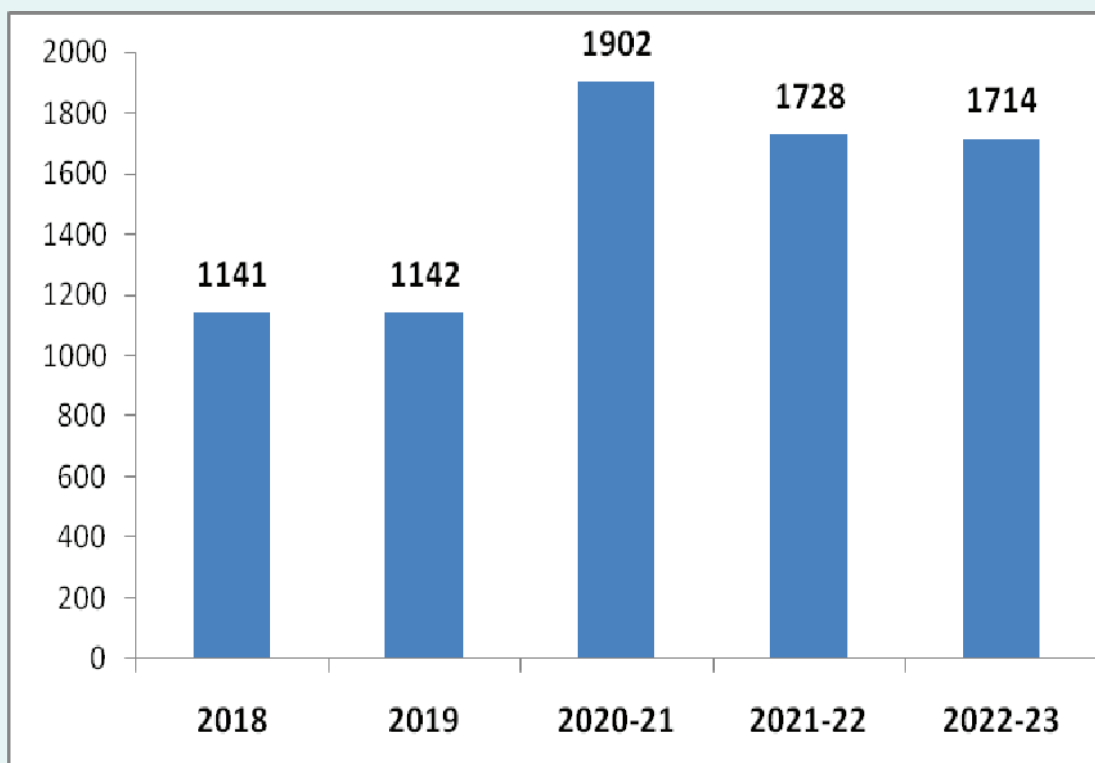
Research Papers Published by the Faculty



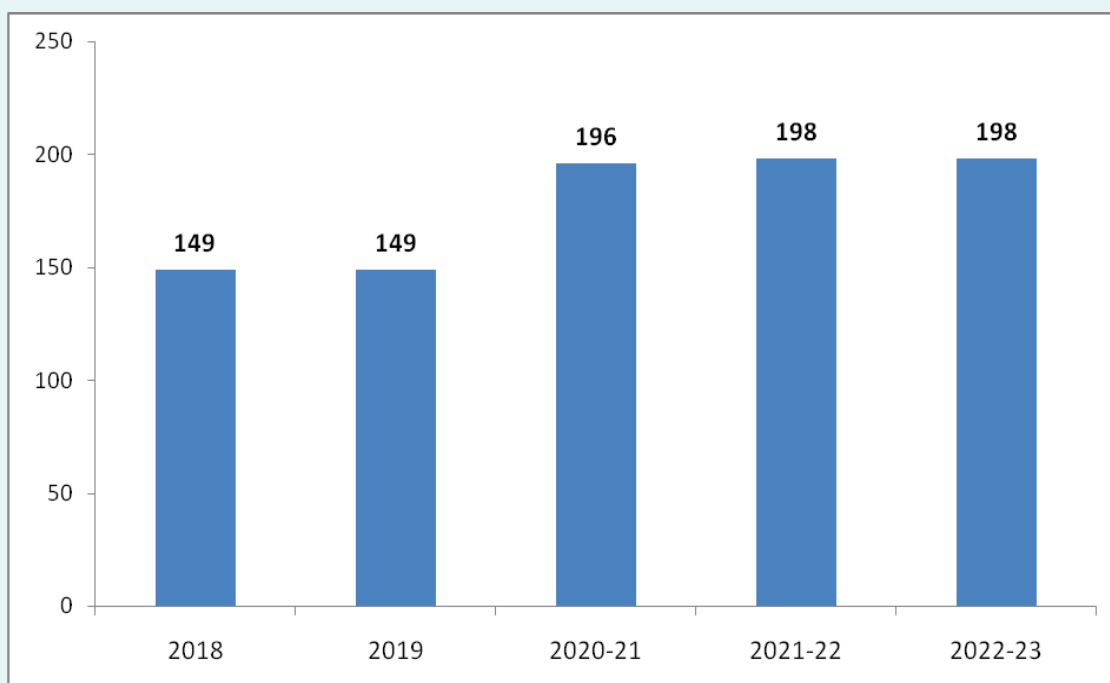
Conferences /Seminars/Workshops attended by the Faculty



Conferences /Seminars /Workshops organized by the University



Hostel Accommodation Provided to Students



Number of Affiliated Colleges



**Table 1.0 – Basic information of Main Campus,
University of Kashmir, Srinagar**

1. UT :	Jammu and Kashmir
2. Name of the University/University Level Institution	University of Kashmir, Srinagar
3. AISHE Code	U-0196
4. (i) Postal Address Line1:	Hazratbal
(ii) Postal Address Line2:	Srinagar
(iii) City:	Srinagar
(iv) District	Srinagar
(v) Pin Code	190006
(vi) Web Site	www.kashmiruniversity.net
(vii) Total Area [In acre]	327.99
(viii) Total Constructed Area[In sq m]	844,437
5. (i) Year of Establishment:	1948
(ii) Year When declared University	1948
6. University Contact Details:	
A. (i)Name of Vice Chancellor:	Prof. Nilofer Khan
(ii) Contact No:	--
(iii) E-mail id:	vcoffice@uok.edu.in
B. (i) Name Of Registrar	Prof. Naseer Iqbal
(ii) Contact No:	0194 227 2005
(iii) E-mail id:	registrar@kashmiruniversity.ac.in
C. (i) Name of the Director DIQA	Prof. Manzoor Ahmad Shah
(ii)Designation:	Professor / Director DIQA
(iii)Telephone No:	0194-2143716
(iv) Mobile:	07780806013
(v)E-mail id	diqa @uok.edu.in.
7. (i) Location of the University / University Level Institution :	Urban
(ii) Block/City/Town	: Hazratbal, Srinagar
8. Geographical referencing: Latitude (in degree) [Range: 6-38] Latitude (in degree) [Range: 68-98]	34.128001 74.830001
9. Type of University / University Institution	State Public University
10. (i) Is it a Specialized University	No
(ii) If Yes, then select any one In case of Others, please specify	



Table 1.1 – Basic information of North Campus, University of Kashmir, Baramullah

1. Name of the University/University Level Institution	North Campus, University of Kashmir, Baramullah Srinagar
2. AISHE Code	C-21422
3. (i) Postal Address Line1:	Delina
(ii) Postal Address Line2:	Delina
(iii) City:	Baramulla
(iv) UT	Jammu & Kashmir
(v) District	Baramulla
(vi) Pin Code	193103
(vii) Web Site	www.northcampus.uok.edu.in
(viii) Total Area [In acre]	74
4. (i) Year of Establishment:	2009
5. College Contact Details:	
A. (i)Name of Director:	Prof. Pervaiz Ahmad
(ii) Contact No:	--
(iii) E-mail id:	Directornc@kashmiruniversity.ac.in
B. (i) Name of Nodal Officer for AISHE/DIQA:	Suhail Ahmad
(ii)Designation:	Assistant Professor
(iii)Telephone No:	
(iv) Mobile:	9906794329
(v)E-mail id	mir.suhail@uok.edu.in
6. (i) Name of University to which Affiliated	: University of Kashmir, Srinagar.
(iii) The Statutory body through which recognised	: University Grants Commission
7. Year of Affiliation with University :	2009
8. (i)Location of the College / Institution :	Rural
(li)Block / City / Town :	Delina Baramulla
9. Geographical referencing:	
Latitude (in degree) [Range: 6-38]	34.202148
Latitude (in degree) [Range: 68-98]	74.348259



Table 1.2 – Basic information of South Campus, University of Kashmir, Anantnag.

1.Name of the University/University Level Institution	South Campus, University of Kashmir, Anantnag
2. AISHE Code	C-21429
1. (i) Postal Address Line1:	High Ground, Fatehgarh, Anantnag-192101, J & K India.
(ii) Postal Address Line2:	High Ground, Fatehgarh, Anantnag-192101, J & K India.
(iii) City:	Anantnag
(iv) UT	Jammu & Kashmir
(v) District	Anantnag
(vi) Pin Code	192101
(vii) Web Site	www.southcampus.uok.edu.in
(viii) Total Area [In acre]	45
(ix) Total Constructed Area[In sq m]	4,046.8564224
2. (i) Year of Establishment:	2008
3. College Contact Details:	
A. (i)Name of Director:	Prof. Rais Qadri
(ii) Contact No:	9419001315
(iii) E-mail id:	raies@kashmiruniversity.ac.in
B. (i) Name of Nodal Officer for AISHE:	Dr. Abid Hussain Wani
(ii)Designation:	Assistant Professor
(iii)Telephone No:	01932228800
(iv) Mobile:	09797078253
(v)E-mail id	zahoorahmad@kashmiruniversity.ac.in
4. (i) Name of University to which Affiliated	: University of Kashmir, Srinagar.
(ii) The Statutory body through which recognised	: University Grants Commission / Indian Nursing Council/ National Council of Teacher Education/ All India Council for Technical Education.
5. Year of Affiliation with University :	2008
6. (i)Location of the College / Institution :	Rural
(Ii)Block / City / Town :	
7. Geographical referencing:	
Latitude (in degree) [Range: 6-38]	33.7049708
Latitude (in degree) [Range: 68-98]	75.2479061
8. Management of College/ Institution :	University
9. (i) Staff Quarter Available	Yes
(ii) if yes,	



Table 1.3– Basic information of Zakura Campus, University of Kashmir, Srinagar.

1. Name of the University/University Level Institution	Zakura Campus, University of Kashmir, Srinagar
2. AISHE Code	C-51584
3. (i) Postal Address Line1:	Institute of Technology , Zakura Campus
(ii) Postal Address Line2:	University of Kashmir, Srinagar
(iii) City:	Srinagar
(iv) UT	Jammu & Kashmir
(v) District	Srinagar
(vi) Pin Code	190006
(vii) Web Site	www.iot.uok.edu.in
(viii) Total Area [In acre]	37.5
(ix) Total Constructed Area[In sq m]	
4. (i) Year of Establishment:	2014
5. College Contact Details:	
A. (i)Name of Principal:	Prof. Gowhar Bashir Wakeel (Director)
(ii) Contact No:	09419017887
(iii) E-mail id:	gowphy@kashmiruniversity.ac.in
B. (i) Name of College Nodal Officer for AISHE:	Bilal Ahmad Malik
(ii)Designation:	Sr Scientific Officer
(iii)Telephone No:	+919140511050
(iv) Mobile:	09149511050
(v)E-mail id	bilalmalik@kashmiruniversity.ac.in
6. (i) Name of University to which Affiliated	: University of Kashmir, Srinagar.
(ii) The Statutory body through which recognised	: University Grants Commission
7. Year of Affiliation with University :	
8. (i) Location of the College / Institution :	Urban
(ii) Block / City / Town :	
9. Geographical referencing:	
Latitude (in degree) [Range: 6-38]	34.1496478
Latitude (in degree) [Range: 68-98]	74.8322824
10. Type of College / Institution :	PG Centre / Off-Campus Centre
11. Management of College/ Institution :	University
12. Is it a specialised Campus	YES
13. Specialised University	Engineering & Technology



Table 2.0- MAIN CAMPUS DETAILS

List of Schools and Departments

1. School Name : Applied Science & Technology

S. No.	Name of the Departments / Centres
1	Computer Sciences
2	Electronics & Instrumentation Technology
3	Food science & Technology
4	Home Science
5	Information Technology & Support System(ITSS)
6	Pharmaceutical Sciences

2. School Name : Arts, Language and Literature

S. No.	Name of the Departments / Centres
1	Arabic
2	Sheikh-ul-Alam Centre for Multidisciplinary Studies
3	English
4	Foreign Languages
5	Hindi
6	Institute of Music and Fine Arts
7	Kashmiri
8	Linguistics
9	Persian
10	Iqbal Institute of Culture and Philosophy
11	Sanskrit
12	Urdu

3. School Name : Biological Science

S. No.	Name of the Departments / Centres
1	Biochemistry
2	Biotechnology
3	Bio resources
4	Botany
5	Clinical Biochemistry
6	Centre of Research for Development (CORD)
7	Nanotechnology
8	Zoology

4. School Name : Business Studies

S. No.	Name of the Departments / Centres
1	Commerce
2	Economics
3	Management Studies
4	Tourism , Hospitality & Leisure Studies

5. School Name : Earth & Environmental Science

S. No.	Name of the Departments / Centres
1	Earth Sciences
2	Environmental Sciences
3	Geography & Regional Development
4	Geo Informatics



6. School Name : Education and Behavioural Sciences

S. No.	Name of the Departments / Centres
1	Education
2	Physical Education & Sports
3	Psychology

7. School Name : Law

S. No.	Name of the Department / Centres
1	Law

8. School Name : Physical & Material Science

S. No.	Name of the Departments / Centres
1	Chemistry
2	Mathematics
3	Physics
4	Statistics

9. School Name : Social Science

S. No.	Name of the Departments / Centres
1	Media Education Research Centre (MERC)
2	Centre for Women Studies and Research
3	Centre of Central Asian studies (CCAS)
4	History
5	Institute of Kashmir Studies
6	Library and Information Science
7	Political Science
8	Sociology
9	Shah-i-Hamdan (RA) Institute of Islamic Studies
10	Social Work

10. School Name : Non-Formal Education

S. No.	Name of the Departments / Centres
1	Directorate of Distance Education (DDE)
2	Directorate of Lifelong Learning (DLL)
3	Centre for Capacity Building and Skill Development (CBSD)

11. School Name : Research and Extension centres

S. No.	Name of the Departments / Centres
1	Allama Iqbal Library
2	Centre For Innovation, Incubation And Entrepreneurship (CIIE)
3	Centre for Interdisciplinary Research & Innovations (CIRI)
4.	Centre for University Society Interface
5	Centre for Biodiversity and Taxonomy
6.	Educational Multi Media Research Centre (EMRC)
7	Malaviya Mission Teacher Training Centre (MMTTC)
8	New Gen IEDC
9	Population Research Centre(PRC)



Programme/s offered by Departments /Centres with approved intake capacity and duration (Regular Mode)

School of Applied Sciences and Technology

Admission Criteria: University Level Entrance Examination / GATE

S.No.	Name of the Programme	Discipline / Subject	Approved Intake + Self Finance	Course Duration	
				Year	Month
Institute of Home Science					
1.	Master of Science (M.Sc.)	Extension and Communication	16 +4	2	0
2.	Master of Science (M.Sc.)	Dietetics and Clinical Nutrition	10 + 3	2	0
3.	Master of Science (M.Sc.)	Human Development	10 + 3	2	0
4.	Master of Science (M.Sc.)	Food Science and Nutrition	16 + 4	2	0
5.	Doctor of Philosophy(Ph.D.)	Home Science	27	3	0
Department of Food Science & Technology					
6.	Doctor of Philosophy (Ph.D.)	Food Science & Technology	20	3	0
7.	Master of Science (M.Sc.)	Food Science & Technology	19+6	2	0
Department of Electronics and Instrumentation Technology					
8.	Master of Science (M.Sc.)	Electronics	32+10	2	0
9.	Doctor of Philosophy (Ph.D.)	Electronics & Instrumentation Technology	20	3	0
10.	Master of Science (M.Tech.)	M. Tech. (Embedded Systems & Solutions)	32	2	0
Department of Computer Science					
11.	Master of Computer Application (M.C.A.)	Computer Science	48+14	2	0
12.	Master of Technology (M.Tech)	M. Tech Computer Application	20	2	0
13.	Doctor of Philosophy (Ph.D.)	Computer Science	26	3	0
Directorate of Information Technology and Support System (ITSS)					
14.	Master of Science (M.Sc.)	M.Sc. IT	50	2	0
Department of Pharmaceutical Science					
Admission Criteria: BOPEE					
15.	Doctor of Philosophy (Ph.D.)	Pharmaceutical Science	38	3	0
16.	Master of Pharmacy (M.Pharma)	Pharmaceutical Science	17+4	2	0
17.	Bachelor of Pharmacy (B.Pharma.)	Pharmaceutical Science	25+8	4	0



School of Arts, Languages and Literatures

Admission Criteria: University Level Entrance Examination

S.No.	Name of the Programme	Discipline / Subject	Intake capacity + Self Finance	Course Duration	
				Year	Month
Department of Hindi					
18.	Master of Arts (M.A.)	Hindi	60 + 18	2	0
19.	Doctor of Philosophy(Ph.D.)	Hindi	20	3	0
20.	Post Graduate Diploma	Hindi	15	1	0
Department of English					
21.	Master of Arts (M.A.)	English	60+18	2	0
22.	Doctor of Philosophy(Ph.D.)	English	20	3	0
Department of Persian					
23.	Doctor of Philosophy(Ph.D.)	Persian	16	3	0
24.	Master of Arts (M.A.)	Persian	56 + 16	2	0
25.	Diploma	Persian	10	1	0
26.	Certificate Course	Persian	10	0	6
Department of Kashmiri					
27.	Diploma-Diploma	Kashmiri	65	1	0
28.	Master of Arts (M.A.)	Kashmiri	56+16	2	0
29.	Doctor of Philosophy(Ph.D.)	Kashmiri	10	3	0
Iqbal Institute of Culture and Philosophy					
30.	Doctor of Philosophy(Ph.D.)	Iqbal Institute of Culture and Philosophy	6	3	0
Department of Sanskrit					
31.	Master of Arts (M.A.)	Sanskrit	20 + 6	2	0
32.	Diploma	Sanskrit	20	1	0
33.	Certificate Course (Part Time)	Sanskrit	15	1(PartTime)	
34.	Doctor of Philosophy(Ph.D.)	Sanskrit	8	3	0
Department of Urdu					
35.	Master of Arts (M.A.)	Urdu	66+19	2	0
36.	Post Graduate Diploma	Urdu	15	1	0
37.	Doctor of Philosophy(Ph.D.)	Urdu	14	3	0
Department of Linguistics					
38.	Master of Arts (M.A.)	Linguistics	40+12	2	0
39.	Doctor of Philosophy(Ph.D.)	Linguistics	28	3	0
Department of Arabic					
40.	Doctor of Philosophy(Ph.D.)	Arabic	14	3	0
41.	Master of Arts (M.A.)	Arabic	66 +19	2	0
Institute of Foreign Languages					
42.	Diploma / Certificate	French	20+6	1	0
43.	Diploma / Certificate	German	20+6	1	0
44.	Diploma / Certificate	Russian	20+6	1	0
Institute of Music and Fine Arts					
45.	Bachelors of Visual Arts	Applied Art / Painting / Sculpture	10 + 2	4	0
46.	Bachelors of Performing Arts	Vocal / Tabla / Indian Classical Sitar / Indian Classical Santoor / Sufiyana Santoor	10 + 2	4	0



School of Biological Science

Admission Criteria:

University Level Entrance Examination

S. No.	Name of the Programme	Discipline / Subject	Intake capacity + Self Finance	Course Duration	
				Year	Month
Department of Clinical Bio Chemistry					
47.	Doctor of Philosophy(Ph.D.)	Clinical Bio Chemistry	2	2	0
48.	Master of Science (M.Sc.)	Clinical Bio Chemistry	25+8	2	0
Department of Bio resources					
49.	Master of Science (M.Sc.)	Bio Resources	20+6	2	0
50.	Doctor of Philosophy(Ph.D.)	Bio Resources	14	3	0
Department of Nanotechnology					
51.	Master of Science (M.Sc.)	Nanotechnology	15+5	2	0
52.	Doctor of Philosophy(Ph.D.)	Nanotechnology	24	3	0
Department of Zoology					
53.	Master of Science (M.Sc.)	Zoology	44+13	2	0
54.	Doctor of Philosophy(Ph.D.)	Zoology	50	3	0
Centre of Research for Development					
55.	Master of Science (M.Sc.)	Micro Biology	10+3	2	0
56.	Doctor of Philosophy(Ph.D.)	Centre of Research for Development	18	3	0
Department of Botany					
57.	Doctor of Philosophy(Ph.D.)	Botany	70	3	0
58.	Master of Science (M.Sc.)	Botany	44+13	2	0
Department of Bio Chemistry					
59.	Master of Science (M.Sc.)	Bio Chemistry	25+8	2	0
60.	Doctor of Philosophy(Ph.D.)	Bio Chemistry	16	3	0
Department of Bio Technology					
61.	Master of Science (M.Sc.)	Bio Technology	20	2	0
62.	Doctor of Philosophy(Ph.D.)	Bio Technology	41	3	0

School of Business Studies

Admission Criteria:

University Level Entrance Examination/ UGAT / CMAT /

S. No.	Name of the Programme	Discipline / Subject	Intake capacity + Self Finance	Course Duration	Course Duration
				Year	Month
Department of Commerce					
63.	Master of Commerce(M.Com)	Commerce	66+19	2	0
64.	Doctor of Philosophy (Ph.D.)	Commerce	56	3	0
Department of Economics					
65.	Master of Arts (M.A.)	Economics	86	2	0
66.	Doctor of Philosophy(Ph.D.)	Economics	17	3	0
Department of Management Studies					
67.	Master of Business Administration (MBA)	Master of Business Administration	46+14	2	0
68.	Master of Business Administration (IMBA)	Master of Integrated Business Administration	46+14	5	0
69.	Master of Financial Management (MBA)	Master of Finance and Control	30+9	2	0
70.	Executive MBA (EMBA)	Executive MBA (EMBA)	25	2	0
71.	Doctor of Philosophy(Ph.D.)	Master of Business Administration	58	3	0
Department of Tourism , Hospitality & Leisure Studies					
72.	Masters of Tourism and Travel Management MTTM	Masters of Tourism and Travel Management MTTM	30+9	2	0



School of Earth and Environmental Science

Admission Criteria: University Level Entrance Examination

S. No.	Name of the Programme	Discipline / Subject	Intake capacity+ Self Finance	Course Duration	
				Year	Month
Department of Geography and Regional Development					
73.	Master of Science (M.A. / M.Sc.)	Geography	30+9	2	0
74.	Master of Science (M.Sc.)	Disaster Management	15	2	0
75.	Master of Science (M.Sc.)	Disaster Management	30+9	2	0
76.	Doctor of Philosophy (Ph.D.)	Disaster Management	36	3	0
Department of Earth Science					
77.	Master of Science (M.Sc.)	Applied Geology Science	20+6	2	0
78.	Doctor of Philosophy (Ph.D.)	Applied Geology	26	3	0
Department of Geo informatics					
79.	Doctor of Philosophy (Ph.D.)	Geo informatics	5	3	0
80.	Master of Science (M.Sc.)	Geo informatics	15Self Finance	2	0
Department of Environmental Science					
81.	Doctor of Philosophy(Ph.D.)	Environmental Science	10	3	0
82.	Master of Science (M.Sc.)	Environmental Science	19+6	2	0

School of Education and Behavioural Science

Admission Criteria: University Level Entrance Examination

S. No.	Name of the Programme	Discipline / Subject	Intake capacity+ Self Finance	Course Duration	
				Year	Month
Department of Physical Education					
83.	Master of Physical Education (M.P.Ed.)	Master of Physical Education	31+9	2	0
Department of Education					
84.	Bachelor of Education (B.Ed.)	B.Ed.	100	2	0
85.	Master of Arts (M.A.)	Education	60+18	2	0
86.	Doctor of Philosophy(Ph.D.)	Education	52	3	0
87.	Master of Arts (M.Ed.)	M.Ed.	45+13	2	0
Department of Psychology					
88.	Doctor of Philosophy(Ph.D.)	Psychology	28	3	0
89.	Master of Arts (M.A.)	Psychology	41+12	2	0

School of Law

Admission Criteria: University Level Entrance Examination

S. No.	Name of the Programme	Discipline / Subject	Intake capacity+ Self Finance	Course Duration	
				Year	Month
Department of Law					
90.	Bachelor of Law (LLB)	LLB	50+15	3	0
91.	Master of Laws (ML)	LLM	30+9	2	0
92.	Bachelor of Law (LLB)	LLB 3yr. Supplementary shift	30	3	0
93.	Bachelor of Law (LLB)	B.A.LLB 5years	50+15	5	0
94.	Doctor of Philosophy(Ph.D.)	Law	60	3	0



School of Physical and Material Science

Admission Criteria: University Level Entrance Examination

S. No.	Name of the Programme	Discipline / Subject	Intake capacity + Self Finance	Course Duration	
				Year	Month
Department of Mathematics					
95.	Master of Science (M.Sc.)	Mathematics	54+16	2	0
96.	Doctor of Philosophy(Ph.D.)	Mathematics	20	3	0
Department of Physics					
97.	Master of Science (M.Sc.)	Physics	49+14	2	0
98.	Doctor of Philosophy(Ph.D.)	Physics	60	3	0
Department of Chemistry					
99.	Master of Science (M.Sc.)	Chemistry	50+15	2	0
100.	Doctor of Philosophy(Ph.D.)	Chemistry	28	3	0
Department of Statistics					
101.	Master of Science (M.Sc.)	Statistics	52+16	2	0
102.	Doctor of Philosophy(Ph.D.)	Statistics	24	3	0

School of Social Science

Admission Criteria: University Level Entrance Examination

S.No.	Name of the Programme	Discipline / Subject	Intake capacity + Self Finance	Course Duration	
				Year	Month
Media Education Research Centre(MERC)					
103.	Master of Arts (M.A.)	MA (Mass Communication & Journalism)	30+9	2	0
104.	Doctor of Philosophy(Ph.D.)	Media Education Research Centre (MERC)	25	3	0
Shah-i- Hamdan (RA) Institute of Islamic Studies					
105.	Doctor of Philosophy(Ph.D.)	Shah-i- Hamdan (RA) Institute of Islamic Studies	4	3	0
106.	Master of Arts (M.A.)	Shah-i- Hamdan (RA) Institute of Islamic Studies	48+14	2	0
Department of Library and Information Science					
107.	Doctor of Philosophy(Ph.D.)	Library and Information Science	22	3	0
108.	Master of Arts (M.A.)	Library and Information Science	34+10	2	0
Centre for Women Studies and Research					
109.	Master of Arts (M.A.)	Gender Studies	17+8	2	0
Department of Political Science					
110.	Master of Arts (M.A.)	Political Science	66+19	2	0
111.	Doctor of Philosophy(Ph.D.)	Political Science	8	3	0
Institute of Kashmiri Studies					
112.	Doctor of Philosophy(Ph.D.)	Institute of Kashmiri Studies	10	3	0



Department of Sociology					
113.	Master of Arts (M.A.)	Sociology	50+15	2	0
114.	Doctor of Philosophy(Ph.D.)	Sociology	19	3	0
Centre of Central Asian Studies (CCAS)					
115.	Doctor of Philosophy(Ph.D.)	Centre of Central Asian Studies	38	3	0
116.	Master of Arts (M.A.)	Archaeology	20	2	0
Department of History					
117.	Master of Arts (M.A.)	History	66+19	2	0
118.	Master of Arts (M.A.)	M.A. History Supplementary Shift	60	2	0
119.	Doctor of Philosophy(Ph.D.)	History	22	3	0
Department of Social Work					
120.	Doctor of Philosophy(Ph.D.)	Social Work	26	3	0
121.	Master of Arts (M.A.)	Social Work	32+9	2	0



Details of Programmes offered by Directorate of Distance Education (DDE)

Admission Criteria: Merit Based Admission

School of Open Learning

S. No.	Name of the programme	Discipline / Subject	Intake capacity	Course Duration	
				Year	Month
1.	M.Sc. Master of Science	Mathematics	200	2	0
2.	M.A. Master of Arts	Economics	200	2	0
3.	M.A. Master of Arts	Urdu	700	2	0
4.	M.A. Master of Commerce	Commerce	200	2	0
5.	M.A. Master of Arts	English	200	2	0
6.	M.A. Master of Arts	Education	1000	2	0
7.	M.A. Master of Arts	Islamic Studies	150	2	0
8.	M.A. Master of Arts	Kashmiri	200	2	0
9.	Bachelor of Education (B.Ed.)	Education	3600	2	0
10.	Diploma	Home Science	100	1	0
11.	Diploma	Cyber Law	100	1	0
12.	Diploma	Computer Applications	100	1	0
13.	Diploma	Business Administration	100	1	0
14.	Diploma	Tourism Management	100	1	0
15.	Diploma	Business Entrepreneurship	100	1	0
16.	Diploma	Web Designing	100	1	0
17.	Diploma	Urdu Journalism	50	1	0
18.	Diploma	Consumer Laws & Practice	50	1	0
19.	Diploma	Pre-Primary Teacher Training Programme	300	1	0
20.	Diploma	Urdu Translation	50	1	0
21.	Certificate	Kashmiri	200	0	6



Details of programmes offered by Directorate of Lifelong Learning (DLL)

Admission Criteria: Merit Based Admission

School of Open Learning

S. No.	Name of the Programme	Discipline / Subject	Intake capacity	Course Duration	
				Year	Month
1.	Certificate	Paper Machie	30	0	6
2.	Certificate	Aari Work (crewel)	30	0	3
3.	Certificate	Sozni Art / Needle Work	30	0	3
4.	Certificate	Cutting & Tailoring (Basic)	30	0	3
5.	Certificate	Fashion Designing	30	0	3
6.	Certificate	Cold storage Manager	30	0	3
7.	Certificate	Documentation Assistant	30	0	3
8.	Certificate	Domestic Data Entry Operator	30	0	6
9.	Certificate	Graphic Designer	30	0	3
10.	Certificate	Hand Embroiderer	30	0	3
11.	Certificate	Self-employed Tailor	30	0	3
12.	Certificate	Assistant Cameraman	30	0	3
13.	Certificate	AutoCAD-2D+3D	30	0	3
14.	Certificate	Basic Computer & Internet	30	0	3
15.	Certificate	Programming C++	30	0	3
16.	Certificate	Computer Hardware	30	0	3
17.	Certificate	Desktop Publishing	30	0	3
18.	Certificate	Graphic Designing	30	0	3
19.	Certificate	Tally ERP 9	30	0	3
20.	Certificate	Web Designing	30	0	3
21.	Certificate	CCNA I, ii, iii & iv	30	0	6
22.	Certificate	Regimental Therapy (Illaj-Bil - Tadbeer)	30	0	2
23.	Certificate	Unani Medicine Pharmacy	30	0	2
24.	Certificate	Electrician/Industrial Electrician	30	0	3
25.	Certificate	Repairing of Home Appliances /AC Refrigerator	30	0	3
26.	Certificate	Mobile Phone Repairing	30	0	2



S. No.	Name of the Programme	Discipline / Subject	Intake capacity	Course Duration	
				Year	Month
27.	Certificate	Plumber	30	0	3
28.	Certificate	Transformer Fabrication	30	0	3
29.	Certificate	Photography (Advanced)	30	0	1
30.	Certificate	Non-Linear Editing	30	0	1
31.	Certificate	Sound Recording and Radio Production	30	0	1
32.	Certificate	Videography	30	0	1
33.	Certificate	Digital Photography	30	0	1
34.	Certificate	Book Keeping and Accounting	30	0	3
35.	Certificate	Financial Accounting	30	0	3
36.	Certificate	Office Management	30	0	3
37.	Certificate	Spoken English and Personality Development Skills	30	0	3
38.	Certificate	Communication and Soft Skills	30	0	3
39.	Certificate	Banking Correspondent and Facilitator	30	0	3
40.	Certificate	Type Shorthand	30	0	3
41.	Certificate	Publication Relations	30	0	3
42.	Certificate	Customer Care Executive (Call Centre)	30	0	3
43.	Certificate	Bridal Mehandi Designing	30	0	3
44.	Certificate	Professional Makeup Artist	30	0	3
45.	Certificate	CCTV Installation Technician	30	0	3
46.	Certificate	B. Voc in Automotive Technology	50	3	0
47.	Certificate	B. Voc in Electronic Media	50	3	0
48.	Certificate	Domestic Electric Solutions	23	0	3
49.	Certificate	Programming in Dot Net	10	0	3



**Table 2.1-- Details of Programmes offered at Institute of Technology, Zakura Campus,
University of Kashmir**

List of Schools and Departments

School Name : School of Engineering

S. No.	Name of the Departments / Centres
1	Department of Mechanical Engineering
2	Department of Electrical Engineering
3	Department of Electronics And Communication Engineering
4	Department of Applied Science
5	Department of Civil Engineering

Regular Program Details

Admission Criteria: JEE/ CET

S. No.	Name of the Programme	Discipline / Subject	Intake capacity	Course Duration	
				Year	Month
1	B. Tech. (Bachelor of Technology)	Mechanical Engineering	65	4	0
2	B. Tech. (Bachelor of Technology)	Electronics and Communication Engineering	65	4	0
3	B. Tech. (Bachelor of Technology)	Electrical Engineering	65	4	0
4	B. Tech. (Bachelor of Technology)	Civil Engineering	65	4	0
5	M.Tech (Master of Technology)	(Mechanical Engineering) Design Engineering	12	2	0
6	M.Tech (Master of Technology)	Electronics & Communication Engineering	12	2	0
7	M.Tech (Master of Technology)	(Electrical Engineering) Power System & Control	12	2	0



**Table 2.2- Details of Programmes offered at North Campus,
University of Kashmir**

List of Departments

S. No.	Name of the Departments / Centres
1	PG Department of Computer Sciences
2	PG Department of English
3	Department of Management Studies
4	Department of Computer Sciences & Engineering
5	Department of Teacher Education

Regular Program Details

Admission Criteria:

University level entrance examination/UGAT/JEE

S.No.	Name of the Programme	Discipline / Subject	Intake capacity	Course Duration	
				Year	Month
1	Integrated Master of Business Administration (IMBA)	Management Studies	52	5	0
2	M.A. Master of Arts	English	52	2	0
3	Master of Computer Applications (MCA)	Computer Science	50	3	0
4	Masters of Education (M.Ed)	Education	50	2	0
5	Bachelor of Technology (B.Tech)	Computer Science and Engineering	65	4	0
6	Doctor of Philosophy (Ph.D.)	English	8	3	0
7	Doctor of Philosophy (Ph.D.)	Computer Science	12	3	0
8	Doctor of Philosophy (Ph.D.)	Computer Science and Engineering	16	3	0
9	Doctor of Philosophy (Ph.D.)	Management Studies	12	3	0



**Table 2.3- Details of Programmes Offered by South Campus,
University of Kashmir, Anantnag**

List of Departments

S. No.	Name of the Departments / Centres
1	Department of Computer Science
2	Institute of Nursing
3	Department of English
4	Department of Education
5	Department of Mathematics
6	Department of Urdu
7	Department of Management Studies

Regular Program Details

Admission Criteria: University level entrance examination / CMAT

S. No.	Name of the Programme	Discipline / Subject	Intake capacity	Course Duration	
				Year	Month
1	Master of Business Administration (MBA)	Management Studies	52	2	0
2	Master of Arts (MA)	English	72	2	0
3	Master of Arts (MA)	Education	78	2	0
4	Master of Science (M.Sc.)	Mathematics	65	2	0
5	Master of Education (M.Ed.)	Education	78	2	0
6	Master of Computer Applications (MCA)	Computer Applications	52	3	0
7	Master of Arts (MA)	Urdu	65	2	0
8	Bachelor of Science in Nursing (BSc)	Pharmaceutical Science	51	3	0
9.	Doctor of Philosophy(Ph.D.)	Mathematics	16	3	0
10	Doctor of Philosophy(Ph.D.)	Education	4	3	0
11	Doctor of Philosophy(Ph.D.)	Computer Science	16	3	0
12	Doctor of Philosophy(Ph.D.)	English	20	3	0
13	Doctor of Philosophy(Ph.D.)	Management Studies	12	3	0

Table 3.0 - Number of Regular Students Enrolled in Main Campus,

Regular Programmes:

1. School of Applied Science & Technology:

Year	Category	Number of Total Students Enrolled											
		General		SC		ST		OBC		EWS		Total	
		M	F	M	F	M	F	M	F	M	F	M	F
Department of Computer Science: M.C.A.													
Year	Category	Number of Total Students Enrolled											
		General		SC		ST		OBC		EWS		Total	
		M	F	M	F	M	F	M	F	M	F	M	F
1	Total	17	29	-	-	1	-	10	1	-	-	28	30
	PWD (Out of Total)	-	-	-	-	-	-	-	-	-	-	-	-
	Muslim Minority (Out of Total)	17	29	-	-	1	-	10	1	-	-	28	30
	Other Minority (Out of Total)	-	-	-	-	-	-	-	-	-	-	-	-
2	Total	24	21	-	-	1	-	5	2	-	-	30	23
	PWD (Out of Total)	-	-	-	-	-	-	-	-	-	-	-	-
	Muslim Minority (Out of Total)	24	21	-	-	1	-	5	2	-	-	30	23
	Other Minority (Out of Total)	-	-	-	-	-	-	-	-	-	-	-	-
3	Total	36	19	-	-	-	-	-	-	-	-	36	19
	PWD (Out of Total)	-	-	-	-	-	-	-	-	-	-	-	-
	Muslim Minority (Out of Total)	36	19	-	-	-	-	-	-	-	-	36	19
	Other Minority (Out of Total)	-	-	-	-	-	-	-	-	-	-	-	-
Computer Application/ M. Tech/ Computer Engineering													
1	Total	7	1	-	-	-	-	-	-	-	-	7	1
	PWD (Out of Total)	-	-	-	-	-	-	-	-	-	-	-	-
	Muslim Minority (Out of Total)	7	1	-	-	-	-	-	-	-	-	7	1
	Other Minority (Out of Total)	-	-	-	-	-	-	-	-	-	-	-	-
2	Total	12	6	-	-	-	-	2	1	-	-	14	7
	PWD (Out of Total)	-	-	-	-	-	-	-	-	-	-	-	-
	Muslim Minority (Out of Total)	12	6	-	-	-	-	2	1	-	-	14	7
	Other Minority (Out of Total)	-	-	-	-	-	-	-	-	-	-	-	-
Computer Science / Ph.D. Doctor of Philosophy													
Year	Total	26	23	-	-	-	-	-	-	-	-	26	23
	PWD (Out of Total)	-	-	-	-	-	-	-	-	-	-	-	-
	Muslim Minority (Out of Total)	26	23	-	-	-	-	-	-	-	-	26	23
	Other Minority (Out of Total)	-	-	-	-	-	-	-	-	-	-	-	-
Total number of male students enrolled in the department												141	
Total number of female students enrolled in the department												103	
Total number of students enrolled in the department												244	
Directorate of IT&SS: Computer Science / M.Sc. IT													
1	Total	25	21	-	-	-	-	2	2	-	-	27	23
	PWD (Out of Total)	-	-	-	-	-	-	-	-	-	-	-	-
	Muslim Minority (Out of Total)	25	21	-	-	-	-	2	2	-	-	27	23
	Other Minority (Out of Total)	-	-	-	-	-	-	-	-	-	-	-	-
2	Total	33	15	-	-	-	-	3	2	-	-	36	17
	PWD (Out of Total)	-	-	-	-	-	-	-	-	-	-	-	-
	Muslim Minority (Out of Total)	33	15	-	-	-	-	3	2	-	-	36	17
	Other Minority (Out of Total)	-	-	-	-	-	-	-	-	-	-	-	-
Total number of male students enrolled in the department												063	
Total number of female students enrolled in the department												040	



Year	Category	Number of Total Students Enrolled											
		General		SC		ST		OBC		EWS		Total	
		M	F	M	F	M	F	M	F	M	F	M	F
Total number of students enrolled in the department												103	
Year	Department of Electronics & Instrumentation Technology:												
	M.Sc. Master Of Science												
1	Total	7	3	-	-	-	-	-	-	-	-	7	3
	PWD (Out of Total)	-	-	-	-	-	-	-	-	-	-	-	-
	Muslim Minority (Out of Total)	7	3	-	-	-	-	-	-	-	-	7	3
	Other Minority (Out of Total)	-	-	-	-	-	-	-	-	-	-	-	-
2	Total	15	8	-	-	-	-	2	1	-	-	17	9
	PWD (Out of Total)	-	-	-	-	-	-	-	-	-	-	-	-
	Muslim Minority (Out of Total)	15	8	-	-	-	-	2	1	-	-	17	9
	Other Minority (Out of Total)	-	-	-	-	-	-	-	-	-	-	-	-
Year	Ph.D. Doctor Of Philosophy												
	Total	6	15	-	-	-	-	-	-	-	-	6	15
	PWD (Out of Total)	-	-	-	-	-	-	-	-	-	-	-	-
	Muslim Minority (Out of Total)	6	15	-	-	-	-	-	-	-	-	6	15
	Other Minority (Out of Total)	-	-	-	-	-	-	-	-	-	-	-	-
Year	M. Tech. Master of Technology												
1	Total	9	13	-	-	-	-	-	1	-	-	9	14
	PWD (Out of Total)	-	-	-	-	-	-	-	-	-	-	-	-
	Muslim Minority (Out of Total)	9	13	-	-	-	-	-	1	-	-	9	14
	Other Minority (Out of Total)	-	-	-	-	-	-	-	-	-	-	-	-
2	Total	8	10	-	-	-	-	2	1	-	-	10	11
	PWD (Out of Total)	-	-	-	-	-	-	-	-	-	-	-	-
	Muslim Minority (Out of Total)	8	10	-	-	-	-	2	1	-	-	10	11
	Other Minority (Out of Total)	-	-	-	-	-	-	-	-	-	-	-	-
Total number of male students enrolled in the department												049	
Total number of female students enrolled in the department												052	
Total number of students enrolled in the department												101	
Year	Department of Food Science & Technology:												
	Ph.D. Doctor of Philosophy												
	Total	-	5	-	-	-	-	-	-	-	-	-	5
	PWD (Out of Total)	-	-	-	-	-	-	-	-	-	-	-	-
	Muslim Minority (Out of Total)	-	5	-	-	-	-	-	-	-	-	-	5
	Other Minority (Out of Total)	-	-	-	-	-	-	-	-	-	-	-	-
Year	M.Sc. Master of Science												
1	Total	3	19	-	-	-	-	2	1	-	-	5	20
	PWD (Out of Total)	-	-	-	-	-	-	-	-	-	-	-	-
	Muslim Minority (Out of Total)	3	19	-	-	-	-	2	1	-	-	5	20
	Other Minority (Out of Total)	-	-	-	-	-	-	-	-	-	-	-	-
2	Total	2	20	-	-	-	-	1	1	2	-	3	23
	PWD (Out of Total)	-	-	-	-	-	-	-	-	-	-	-	-
	Muslim Minority (Out of Total)	2	20	-	-	-	-	1	1	2	-	3	23
	Other Minority (Out of Total)	-	-	-	-	-	-	-	-	-	-	-	-
Total number of male students enrolled in the department												08	
Total number of female students enrolled in the department												48	
Total number of students enrolled in the department												56	



Year	Category	Number of Total Students Enrolled											
		General		SC		ST		OBC		EWS		Total	
		M	F	M	F	M	F	M	F	M	F	M	F
Year	Institute of Home Science: Dietetics & Clinical Nutrition M.Sc. Master of Science												
1	Total	-	15	-	-	-	-	-	-	-	-	-	15
	PWD (Out of Total)	-	-	-	-	-	-	-	-	-	-	-	-
	Muslim Minority (Out of Total)	-	15	-	-	-	-	-	-	-	-	-	15
	Other Minority (Out of Total)	-	-	-	-	-	-	-	-	-	-	-	-
2	Total	-	12	-	-	-	-	-	3	-	-	-	15
	PWD (Out of Total)	-	-	-	-	-	-	-	-	-	-	-	-
	Muslim Minority (Out of Total)	-	12	-	-	-	-	-	3	-	-	-	15
	Other Minority (Out of Total)	-	-	-	-	-	-	-	-	-	-	-	-
Year	Human Development M.Sc. Master of Science												
1	Total	-	8	-	-	-	-	-	-	-	-	-	8
	PWD (Out of Total)	-	-	-	-	-	-	-	-	-	-	-	-
	Muslim Minority (Out of Total)	-	8	-	-	-	-	-	-	-	-	-	8
	Other Minority (Out of Total)	-	-	-	-	-	-	-	-	-	-	-	-
2	Total	-	7	-	-	-	-	-	-	-	-	-	7
	PWD (Out of Total)	-	-	-	-	-	-	-	-	-	-	-	-
	Muslim Minority (Out of Total)	-	7	-	-	-	-	-	-	-	-	-	7
	Other Minority (Out of Total)	-	-	-	-	-	-	-	-	-	-	-	-
Year	Ph.D. Doctor of Philosophy												
	Total	-	3	-	-	-	-	-	-	-	-	-	3
	PWD (Out of Total)	-	-	-	-	-	-	-	-	-	-	-	-
	Muslim Minority (Out of Total)	-	3	-	-	-	-	-	-	-	-	-	3
	Other Minority (Out of Total)	-	-	-	-	-	-	-	-	-	-	-	-
Year	Food Science & Nutrition M.Sc. Master of Science												
1	Total	-	18	-	-	-	-	-	-	-	-	-	18
	PWD (Out of Total)	-	-	-	-	-	-	-	-	-	-	-	-
	Muslim Minority (Out of Total)	-	18	-	-	-	-	-	-	-	-	-	18
	Other Minority (Out of Total)	-	-	-	-	-	-	-	-	-	-	-	-
2	Total	-	15	-	-	-	-	-	2	-	-	-	17
	PWD (Out of Total)	-	-	-	-	-	-	-	-	-	-	-	-
	Muslim Minority (Out of Total)	-	15	-	-	-	-	-	2	-	-	-	17
	Other Minority (Out of Total)	-	-	-	-	-	-	-	-	-	-	-	-
Year	Extension & Communication M.Sc. Master of Science												
1	Total	1	14	-	-	-	-	-	-	-	-	1	14
	PWD (Out of Total)	-	-	-	-	-	-	-	-	-	-	-	-
	Muslim Minority (Out of Total)	1	14	-	-	-	-	-	-	-	-	1	14
	Other Minority (Out of Total)	-	-	-	-	-	-	-	-	-	-	-	-
2	Total	-	12	-	-	-	-	-	-	-	-	-	12
	PWD (Out of Total)	-	-	-	-	-	-	-	-	-	-	-	-
	Muslim Minority (Out of Total)	-	12	-	-	-	-	-	-	-	-	-	12
	Other Minority (Out of Total)	-	-	-	-	-	-	-	-	-	-	-	-
Total number of male students enrolled in the department												001	
Total number of female students enrolled in the department												109	
Total number of students enrolled in the department												110	



Year	Category	Number of Total Students Enrolled											
		General		SC		ST		OBC		EWS		Total	
		M	F	M	F	M	F	M	F	M	F	M	F
Year	Department of Pharmaceutical Science:												
	Ph.D. Doctor Of Philosophy												
	Total	1	6	-	-	-	-	-	-	-	-	1	6
	PWD (Out of Total)	-	-	-	-	-	-	-	-	-	-	-	-
	Muslim Minority (Out of Total)	1	6	-	-	-	-	-	-	-	-	1	6
	Other Minority (Out of Total)	-	-	-	-	-	-	-	-	-	-	-	-
Year	M. Pharma Master of Pharmacy												
1	Total	8	5	-	-	-	-	1	-	-	-	9	5
	PWD (Out of Total)	-	-	-	-	-	-	-	-	-	-	-	-
	Muslim Minority (Out of Total)	8	5	-	-	-	-	1	-	-	-	9	5
	Other Minority (Out of Total)	-	-	-	-	-	-	-	-	-	-	-	-
2	Total	6	13	-	-	-	-	-	-	-	-	6	13
	PWD (Out of Total)	-	-	-	-	-	-	-	-	-	-	-	-
	Muslim Minority (Out of Total)	6	13	-	-	-	-	-	-	-	-	6	13
	Other Minority (Out of Total)	-	-	-	-	-	-	-	-	-	-	-	-
Year	B. Pharma Bachelor of Pharmacy												
1	Total	9	10	1	-	1	2	3	2	-	-	14	14
	PWD (Out of Total)	-	-	-	-	-	-	-	-	-	-	-	-
	Muslim Minority (Out of Total)	9	10	1	-	1	2	3	2	-	-	14	14
	Other Minority (Out of Total)	-	-	-	-	-	-	-	-	-	-	-	-
2	Total	-	-	-	-	-	-	-	-	-	-	-	-
	PWD (Out of Total)	-	-	-	-	-	-	-	-	-	-	-	-
	Muslim Minority (Out of Total)	-	-	-	-	-	-	-	-	-	-	-	-
	Other Minority (Out of Total)	-	-	-	-	-	-	-	-	-	-	-	-
3	Total	11	7	-	-	1	-	11	5	-	-	23	12
	PWD (Out of Total)	-	-	-	-	-	-	-	-	-	-	-	-
	Muslim Minority (Out of Total)	11	7	-	-	1	-	11	5	-	-	23	12
	Other Minority (Out of Total)	-	-	-	-	-	-	-	-	-	-	-	-
Total number of male students enrolled in the department												053	
Total number of female students enrolled in the department												050	
Total number of students enrolled in the department												103	

1. School of Arts, Languages & Literature :

Year	Category	Number of Total Students Enrolled											
		General		SC		ST		OBC		EWS		Total	
		M	F	M	F	M	F	M	F	M	F	M	F
Year	Department of Arabic: Ph.D. Doctor Of Philosophy												
	Total	14	7	-	-	-	-	-	-	-	-	14	7
	PWD (Out of Total)	-	-	-	-	-	-	-	-	-	-	-	-
	Muslim Minority(Out of Total)	14	7	-	-	-	-	-	-	-	-	14	7
	Other Minority (Out of Total)	-	-	-	-	-	-	-	-	-	-	-	-
Year	M.A. Master of Arts												
1	Total	11	47	-	-	-	1	5	5	-	-	16	53
	PWD (Out of Total)	-	-	-	-	-	-	-	-	-	-	-	-
	Muslim Minority(Out of Total)	11	47	-	-	-	1	5	5	-	-	16	53
	Other Minority (Out of Total)	-	-	-	-	-	-	-	-	-	-	-	-
2	Total	24	43	-	-	-	-	2	8	-	-	26	51
	PWD (Out of Total)	-	-	-	-	-	-	-	-	-	-	-	-
	Muslim Minority(Out of Total)	24	43	-	-	-	-	2	8	-	-	26	51



Year	Category	Number of Total Students Enrolled											
		General		SC		ST		OBC		EWS		Total	
		M	F	M	F	M	F	M	F	M	F	M	F
	Other Minority (Out of Total)	-	-	-	-	-	-	-	-	-	-	-	-
Total number of male students enrolled in the department													056
Total number of female students enrolled in the department													111
Total number of students enrolled in the department													167
Year	Department of English:												
	M. A. Master of Arts												
1	Total	15	53	-	-	-	-	3	3	-	-	18	56
	PWD (Out of Total)	-	-	-	-	-	-	-	-	-	-	-	-
	Muslim Minority(Out of Total)	15	53	-	-	-	-	3	3	-	-	18	56
	Other Minority (Out of Total)	-	-	-	-	-	-	-	-	-	-	-	-
2	Total	12	43	-	-	-	-	7	15	-	-	19	58
	PWD (Out of Total)	-	-	-	-	-	-	-	-	-	-	-	-
	Muslim Minority(Out of Total)	12	43	-	-	-	-	7	15	-	-	19	58
	Other Minority (Out of Total)	-	-	-	-	-	-	-	-	-	-	-	-
Year	Ph.D. Doctor Of Philosophy												
	Total	1	-	-	-	-	-	-	-	-	-	1	-
	PWD (Out of Total)	-	-	-	-	-	-	-	-	-	-	-	-
	Muslim Minority(Out of Total)	1	-	-	-	-	-	-	-	-	-	1	-
	Other Minority (Out of Total)	-	-	-	-	-	-	-	-	-	-	-	-
Total number of male students enrolled in the department													038
Total number of female students enrolled in the department													114
Total number of students enrolled in the department													152
	Institute of Foreign Language: French Certificate - Certificate												
1	Total	3	1	-	-	-	-	-	-	-	-	3	1
	PWD (Out of Total)	-	-	-	-	-	-	-	-	-	-	-	-
	Muslim Minority(Out of Total)	3	1	-	-	-	-	-	-	-	-	3	1
	Other Minority (Out of Total)	-	-	-	-	-	-	-	-	-	-	-	-
	German Certificate - Certificate												
1	Total	1	-	-	-	-	-	-	-	-	-	1	-
	PWD (Out of Total)	-	-	-	-	-	-	-	-	-	-	-	-
	Muslim Minority(Out of Total)	1	-	-	-	-	-	-	-	-	-	1	-
	Other Minority (Out of Total)	-	-	-	-	-	-	-	-	-	-	-	-
	Russian Certificate - Certificate												
1	Total	1	-	-	-	-	-	-	-	-	-	1	-
	PWD (Out of Total)	-	-	-	-	-	-	-	-	-	-	-	-
	Muslim Minority(Out of Total)	1	-	-	-	-	-	-	-	-	-	1	-
	Other Minority (Out of Total)	-	-	-	-	-	-	-	-	-	-	-	-
Total number of male students enrolled in the department													5
Total number of female students enrolled in the department													1
Total number of students enrolled in the department													6
Year	Department of Hindi: Ph.D. Doctor Of Philosophy												
1	Total	-	3	-	-	-	-	-	-	-	-	-	3
	PWD (Out of Total)	-	-	-	-	-	-	-	-	-	-	-	-
	Muslim Minority(Out of Total)	-	3	-	-	-	-	-	-	-	-	-	3
	Other Minority (Out of Total)	-	-	-	-	-	-	-	-	-	-	-	-
Year	Post Graduate Diploma												
1	Total	1	5	-	-	-	-	1	2	-	-	2	7
	PWD (Out of Total)	-	-	-	-	-	-	-	-	-	-	-	-



Year	Category	Number of Total Students Enrolled											
		General		SC		ST		OBC		EWS		Total	
		M	F	M	F	M	F	M	F	M	F	M	F
	Muslim Minority(Out of Total)	1	5	-	-	-	-	1	2	-	-	2	7
	Other Minority (Out of Total)	-	-	-	-	-	-	-	-	-	-	-	-
Year	M. A. Master of Art												
1	Total	1	11	-	-	-	-	-	-	-	-	1	11
	PWD (Out of Total)	-	-	-	-	-	-	-	-	-	-	-	-
	Muslim Minority(Out of Total)	1	9	-	-	-	-	-	-	-	-	1	9
	Other Minority (Out of Total)	-	1	-	-	-	-	-	-	-	-	-	1
2	Total	2	14	-	-	-	-	1	1	-	-	3	15
	PWD (Out of Total)	-	-	-	-	-	-	-	-	-	-	-	-
	Muslim Minority(Out of Total)	2	14	-	-	-	-	1	1	-	-	3	15
	Other Minority (Out of Total)	-	-	-	-	-	-	-	-	-	-	-	-
Total number of male students enrolled in the department												06	
Total number of female students enrolled in the department												36	
Total number of students enrolled in the department												42	
Year	Iqbal Institute of Culture & Philosophy: Ph.D. Doctor Of Philosophy												
1	Total	2	-	-	-	-	-	-	-	-	-	2	-
	PWD (Out of Total)	-	-	-	-	-	-	-	-	-	-	-	-
	Muslim Minority(Out of Total)	2	-	-	-	-	-	-	-	-	-	2	-
	Other Minority (Out of Total)	-	-	-	-	-	-	-	-	-	-	-	-
Total number of male students enrolled in the department												02	
Total number of female students enrolled in the department												00	
Total number of students enrolled in the department												02	
Year	Department of Kashmiri: Diploma- Diploma												
1	Total	-	-	-	-	-	-	-	-	-	-	-	-
	PWD (Out of Total)	-	-	-	-	-	-	-	-	-	-	-	-
	Muslim Minority(Out of Total)	-	-	-	-	-	-	-	-	-	-	-	-
	Other Minority (Out of Total)	-	-	-	-	-	-	-	-	-	-	-	-
Year	M. A. Master of Arts												
1	Total	12	43	-	-	1	-	1	3	-	-	14	46
	PWD (Out of Total)	-	-	-	-	-	-	-	-	-	-	-	-
	Muslim Minority(Out of Total)	12	43	-	-	1	-	1	3	-	-	14	46
	Other Minority (Out of Total)	-	-	-	-	-	-	-	-	-	-	-	-
2	Total	14	39	-	-	-	-	2	6	-	-	16	45
	PWD (Out of Total)	-	-	-	-	-	-	-	-	-	-	-	-
	Muslim Minority(Out of Total)	14	39	-	-	-	-	2	6	-	-	16	45
	Other Minority (Out of Total)	-	-	-	-	-	-	-	-	-	-	-	-
Year	Ph.D. Doctor Of Philosophy												
	Total	11	2	-	-	-	-	-	-	-	-	11	2
	PWD (Out of Total)	-	-	-	-	-	-	-	-	-	-	-	-
	Muslim Minority(Out of Total)	11	2	-	-	-	-	-	-	-	-	11	2
	Other Minority (Out of Total)	-	-	-	-	-	-	-	-	-	-	-	-
Total number of male students enrolled in the department												041	
Total number of female students enrolled in the department												093	
Total number of students enrolled in the department												134	
Year	Department of Linguistics: Ph.D. Doctor Of Philosophy												
	Total	8	15	-	-	-	-	-	-	-	-	8	15
	PWD (Out of Total)	-	-	-	-	-	-	-	-	-	-	-	-



Year	Category	Number of Total Students Enrolled											
		General		SC		ST		OBC		EWS		Total	
		M	F	M	F	M	F	M	F	M	F	M	F
	Muslim Minority(Out of Total)	8	15	-	-	-	-	-	-	-	-	8	15
	Other Minority (Out of Total)	-	-	-	-	-	-	-	-	-	-	-	-
Year	M.A. Master Of Arts												
1	Total	9	27	-	-	-	-	1	2	-	-	10	29
	PWD (Out of Total)	1	-	-	-	-	-	-	-	-	-	1	-
	Muslim Minority(Out of Total)	9	27	-	-	-	-	1	2	-	-	10	29
	Other Minority (Out of Total)	-	-	-	-	-	-	-	-	-	-	-	-
2	Total	6	22	-	-	-	1	1	2	-	-	7	25
	PWD (Out of Total)	-	-	-	-	-	-	-	-	-	-	-	-
	Muslim Minority(Out of Total)	6	22	-	-	-	1	1	2	-	-	7	25
	Other Minority (Out of Total)	-	-	-	-	-	-	-	-	-	-	-	-
Total number of male students enrolled in the department												25	
Total number of female students enrolled in the department												69	
Total number of students enrolled in the department												94	
Year	Department of Persian: Ph.D. Doctor Of Philosophy												
	Total	3	2	-	-	-	-	-	-	-	-	3	2
	PWD (Out of Total)	-	-	-	-	-	-	-	-	-	-	-	-
	Muslim Minority(Out of Total)	3	2	-	-	-	-	-	-	-	-	3	2
	Other Minority (Out of Total)	-	-	-	-	-	-	-	-	-	-	-	-
Year	M.A. Master Of Arts												
1	Total	4	27	-	-	-	-	-	-	-	-	4	27
	PWD (Out of Total)	-	-	-	-	-	-	-	-	-	-	-	-
	Muslim Minority(Out of Total)	4	27	-	-	-	-	-	-	-	-	4	27
	Other Minority (Out of Total)	-	-	-	-	-	-	-	-	-	-	-	-
2	Total	13	36	-	-	-	-	2	-	-	-	13	38
	PWD (Out of Total)	-	-	-	-	-	-	-	-	-	-	-	-
	Muslim Minority(Out of Total)	13	36	-	-	-	-	2	-	-	-	13	38
	Other Minority (Out of Total)	-	-	-	-	-	-	-	-	-	-	-	-
Certificate Course													
1	Total	-	-	-	-	-	-	-	-	-	-	-	-
	PWD (Out of Total)	-	-	-	-	-	-	-	-	-	-	-	-
	Muslim Minority(Out of Total)	-	-	-	-	-	-	-	-	-	-	-	-
	Other Minority (Out of Total)	-	-	-	-	-	-	-	-	-	-	-	-
Year	Diploma - Diploma												
1	Total	1	-	-	-	-	-	-	-	-	-	1	-
	PWD (Out of Total)	-	-	-	-	-	-	-	-	-	-	-	-
	Muslim Minority(Out of Total)	1	-	-	-	-	-	-	-	-	-	1	-
	Other Minority (Out of Total)	-	-	-	-	-	-	-	-	-	-	-	-
Total number of male students enrolled in the department												21	
Total number of female students enrolled in the department												67	
Total number of students enrolled in the department												88	
Year	Department of Sanskrit: Ph.D. Doctor Of Philosophy												
	Total	4	4	-	-	-	-	-	-	-	-	4	4
	PWD (Out of Total)	-	-	-	-	-	-	-	-	-	-	-	-
	Muslim Minority(Out of Total)	4	4	-	-	-	-	-	-	-	-	4	4
	Other Minority (Out of Total)	-	-	-	-	-	-	-	-	-	-	-	-
Year	M.A. Master Of Arts												
1	Total	1	-	-	-	-	-	-	-	-	-	1	-



Year	Category	Number of Total Students Enrolled											
		General		SC		ST		OBC		EWS		Total	
		M	F	M	F	M	F	M	F	M	F	M	F
	PWD (Out of Total)	-	-	-	-	-	-	-	-	-	-	-	-
	Muslim Minority(Out of Total)	1	-	-	-	-	-	-	-	-	-	1	-
	Other Minority (Out of Total)	-	-	-	-	-	-	-	-	-	-	-	-
2	Total	-	-	-	-	-	-	-	-	-	-	-	-
	PWD (Out of Total)	-	-	-	-	-	-	-	-	-	-	-	-
	Muslim Minority(Out of Total)	-	-	-	-	-	-	-	-	-	-	-	-
	Other Minority (Out of Total)	-	-	-	-	-	-	-	-	-	-	-	-
Year	Diploma-Diploma												
	Total	-	-	-	-	-	-	-	-	-	-	-	-
	PWD (Out of Total)	-	-	-	-	-	-	-	-	-	-	-	-
	Muslim Minority(Out of Total)	-	-	-	-	-	-	-	-	-	-	-	-
	Other Minority (Out of Total)	-	-	-	-	-	-	-	-	-	-	-	-
	Certificate - Certificate												
	Total	-	-	-	-	-	-	-	-	-	-	-	-
	PWD (Out of Total)	-	-	-	-	-	-	-	-	-	-	-	-
	Muslim Minority(Out of Total)	-	-	-	-	-	-	-	-	-	-	-	-
	Other Minority (Out of Total)	-	-	-	-	-	-	-	-	-	-	-	-
Total number of male students enrolled in the department												5	
Total number of female students enrolled in the department												4	
Total number of students enrolled in the department												9	
Year	Department of Urdu: Ph.D. Doctor Of Philosophy												
	Total	13	10	-	-	-	-	-	-	-	-	13	10
	PWD (Out of Total)	-	-	-	-	-	-	-	-	-	-	-	-
	Muslim Minority(Out of Total)	13	10	-	-	-	-	-	-	-	-	13	10
	Other Minority (Out of Total)	-	-	-	-	-	-	-	-	-	-	-	-
Year	M.A. Master Of Arts												
1	Total	12	50	-	-	-	-	6	3	-	-	18	53
	PWD (Out of Total)	-	-	-	-	-	-	-	-	-	-	-	-
	Muslim Minority(Out of Total)	12	50	-	-	-	-	6	3	-	-	18	53
	Other Minority (Out of Total)	-	-	-	-	-	-	-	-	-	-	-	-
2	Total	33	43	-	-	-	2	3	11	-	-	36	56
	PWD (Out of Total)	-	-	-	-	-	-	-	-	-	-	-	-
	Muslim Minority(Out of Total)	33	43	-	-	-	2	3	11	-	-	36	56
	Other Minority (Out of Total)	-	-	-	-	-	-	-	-	-	-	-	-
Year	P.G. Diploma												
1	Total	-	-	-	-	-	-	-	-	-	-	-	-
	PWD (Out of Total)	-	-	-	-	-	-	-	-	-	-	-	-
	Muslim Minority(Out of Total)	-	-	-	-	-	-	-	-	-	-	-	-
	Other Minority (Out of Total)	-	-	-	-	-	-	-	-	-	-	-	-
Total number of male students enrolled in the department												067	
Total number of female students enrolled in the department												119	
Total number of students enrolled in the department												186	
Year	Institute of Music & Fine arts: Bachelor of Arts Sitar Indian Classic												
1	Total	1	1	-	-	-	-	-	-	-	-	1	1
	PWD (Out of Total)	-	-	-	-	-	-	-	-	-	-	-	-
	Muslim Minority(Out of Total)	1	1	-	-	-	-	-	-	-	-	1	1
	Other Minority (Out of Total)	-	-	-	-	-	-	-	-	-	-	-	-
2	Total	1	1	-	-	-	-	-	-	-	-	1	1

Year	Category	Number of Total Students Enrolled											
		General		SC		ST		OBC		EWS		Total	
		M	F	M	F	M	F	M	F	M	F	M	F
	PWD (Out of Total)	-	-	-	-	-	-	-	-	-	-	-	-
	Muslim Minority(Out of Total)	1	1	-	-	-	-	-	-	-	-	1	1
	Other Minority (Out of Total)	-	-	-	-	-	-	-	-	-	-	-	-
3	Total	1	1	-	-	-	-	-	-	-	-	1	1
	PWD (Out of Total)	-	-	-	-	-	-	-	-	-	-	-	-
	Muslim Minority(Out of Total)	1	1	-	-	-	-	-	-	-	-	1	1
	Other Minority (Out of Total)	-	-	-	-	-	-	-	-	-	-	-	-
4	Total	-	-	-	-	-	-	-	-	-	-	-	-
	PWD (Out of Total)	-	-	-	-	-	-	-	-	-	-	-	-
	Muslim Minority(Out of Total)	-	-	-	-	-	-	-	-	-	-	-	-
	Other Minority (Out of Total)	-	-	-	-	-	-	-	-	-	-	-	-
Year	Bachelor of Arts Tabla Indian Classic												
1	Total	2	-	-	-	-	-	-	-	-	-	2	-
	PWD (Out of Total)	-	-	-	-	-	-	-	-	-	-	-	-
	Muslim Minority(Out of Total)	2	-	-	-	-	-	-	-	-	-	2	-
	Other Minority (Out of Total)	-	-	-	-	-	-	-	-	-	-	-	-
2	Total	2	-	-	-	-	-	-	-	-	-	2	-
	PWD (Out of Total)	-	-	-	-	-	-	-	-	-	-	-	-
	Muslim Minority(Out of Total)	2	-	-	-	-	-	-	-	-	-	2	-
	Other Minority (Out of Total)	-	-	-	-	-	-	-	-	-	-	-	-
3	Total	3	1	-	-	-	-	-	-	-	-	3	1
	PWD (Out of Total)	-	-	-	-	-	-	-	-	-	-	-	-
	Muslim Minority(Out of Total)	3	1	-	-	-	-	-	-	-	-	3	1
	Other Minority (Out of Total)	-	-	-	-	-	-	-	-	-	-	-	-
4	Total	-	-	-	-	-	-	-	-	-	-	-	-
	PWD (Out of Total)	-	-	-	-	-	-	-	-	-	-	-	-
	Muslim Minority(Out of Total)	-	-	-	-	-	-	-	-	-	-	-	-
	Other Minority (Out of Total)	-	-	-	-	-	-	-	-	-	-	-	-
Year	Bachelor of Arts Vocal Indian Classic												
1	Total	1	2	-	-	-	-	-	-	-	-	1	2
	PWD (Out of Total)	1	-	-	-	-	-	-	-	-	-	1	-
	Muslim Minority(Out of Total)	1	2	-	-	-	-	-	-	-	-	1	2
	Other Minority (Out of Total)	-	-	-	-	-	-	-	-	-	-	-	-
2	Total	1	2	-	-	-	-	-	-	-	-	1	2
	PWD (Out of Total)	-	-	-	-	-	-	-	-	-	-	-	-
	Muslim Minority(Out of Total)	1	2	-	-	-	-	-	-	-	-	1	2
	Other Minority (Out of Total)	-	-	-	-	-	-	-	-	-	-	-	-
3	Total	8	-	-	-	-	-	-	-	-	-	8	-
	PWD (Out of Total)	-	-	-	-	-	-	-	-	-	-	-	-
	Muslim Minority(Out of Total)	8	-	-	-	-	-	-	-	-	-	8	-
	Other Minority (Out of Total)	-	-	-	-	-	-	-	-	-	-	-	-
4	Total	3	-	-	-	-	-	-	-	-	-	3	-
	PWD (Out of Total)	-	-	-	-	-	-	-	-	-	-	-	-
	Muslim Minority(Out of Total)	3	-	-	-	-	-	-	-	-	-	3	-
	Other Minority (Out of Total)	-	-	-	-	-	-	-	-	-	-	-	-



Year	Category	Number of Total Students Enrolled											
		General		SC		ST		OBC		EWS		Total	
		M	F	M	F	M	F	M	F	M	F	M	F
Year	Bachelor of Arts Indian Classic Santoor												
1	Total	-	-	-	-	-	-	-	-	-	-	-	-
	PWD (Out of Total)	-	-	-	-	-	-	-	-	-	-	-	-
	Muslim Minority(Out of Total)	-	-	-	-	-	-	-	-	-	-	-	-
	Other Minority (Out of Total)	-	-	-	-	-	-	-	-	-	-	-	-
2	Total	-	-	-	-	-	-	-	-	-	-	-	-
	PWD (Out of Total)	-	-	-	-	-	-	-	-	-	-	-	-
	Muslim Minority(Out of Total)	-	-	-	-	-	-	-	-	-	-	-	-
	Other Minority (Out of Total)	-	-	-	-	-	-	-	-	-	-	-	-
3	Total	2	-	-	-	-	-	-	-	-	-	2	-
	PWD (Out of Total)	-	-	-	-	-	-	-	-	-	-	-	-
	Muslim Minority(Out of Total)	2	-	-	-	-	-	-	-	-	-	2	-
	Other Minority (Out of Total)	-	-	-	-	-	-	-	-	-	-	-	-
4	Total	1	-	-	-	-	-	-	-	-	-	1	-
	PWD (Out of Total)	-	-	-	-	-	-	-	-	-	-	-	-
	Muslim Minority(Out of Total)	1	-	-	-	-	-	-	-	-	-	1	-
	Other Minority (Out of Total)	-	-	-	-	-	-	-	-	-	-	-	-
Year	Bachelor of Arts Sufiyana Santoor												
1	Total	-	-	-	-	-	-	-	-	-	-	-	-
	PWD (Out of Total)	-	-	-	-	-	-	-	-	-	-	-	-
	Muslim Minority(Out of Total)	-	-	-	-	-	-	-	-	-	-	-	-
	Other Minority (Out of Total)	-	-	-	-	-	-	-	-	-	-	-	-
2	Total	-	-	-	-	-	-	-	-	-	-	-	-
	PWD (Out of Total)	-	-	-	-	-	-	-	-	-	-	-	-
	Muslim Minority(Out of Total)	-	-	-	-	-	-	-	-	-	-	-	-
	Other Minority (Out of Total)	-	-	-	-	-	-	-	-	-	-	-	-
3	Total	-	-	-	-	-	-	-	-	-	-	-	-
	PWD (Out of Total)	-	-	-	-	-	-	-	-	-	-	-	-
	Muslim Minority(Out of Total)	-	-	-	-	-	-	-	-	-	-	-	-
	Other Minority (Out of Total)	-	-	-	-	-	-	-	-	-	-	-	-
4	Total	-	-	-	-	-	-	-	-	-	-	-	-
	PWD (Out of Total)	-	-	-	-	-	-	-	-	-	-	-	-
	Muslim Minority(Out of Total)	-	-	-	-	-	-	-	-	-	-	-	-
	Other Minority (Out of Total)	-	-	-	-	-	-	-	-	-	-	-	-
Year	Bachelor of Arts Sculpture												
1	Total	-	-	-	-	-	-	-	-	-	-	-	-
	PWD (Out of Total)	-	-	-	-	-	-	-	-	-	-	-	-
	Muslim Minority(Out of Total)	-	-	-	-	-	-	-	-	-	-	-	-
	Other Minority (Out of Total)	-	-	-	-	-	-	-	-	-	-	-	-
2	Total	2	-	-	-	-	-	-	-	-	-	2	-
	PWD (Out of Total)	-	-	-	-	-	-	-	-	-	-	-	-
	Muslim Minority(Out of Total)	2	-	-	-	-	-	-	-	-	-	2	-
	Other Minority (Out of Total)	-	-	-	-	-	-	-	-	-	-	-	-
3	Total	1	2	-	-	-	-	-	-	-	-	1	2

Year	Category	Number of Total Students Enrolled											
		General		SC		ST		OBC		EWS		Total	
		M	F	M	F	M	F	M	F	M	F	M	F
	PWD (Out of Total)	-	-	-	-	-	-	-	-	-	-	-	-
	Muslim Minority(Out of Total)	1	2	-	-	-	-	-	-	-	-	1	2
	Other Minority (Out of Total)	-	-	-	-	-	-	-	-	-	-	-	-
4	Total	-	-	-	-	-	-	-	-	-	-	-	-
	PWD (Out of Total)	-	-	-	-	-	-	-	-	-	-	-	-
	Muslim Minority(Out of Total)	-	-	-	-	-	-	-	-	-	-	-	-
	Other Minority (Out of Total)	-	-	-	-	-	-	-	-	-	-	-	-
Year	Bachelor of Visual Arts Applied Art												
1	Total	2	6	-	-	-	1	-	1	-	-	2	8
	PWD (Out of Total)	-	-	-	-	-	-	-	-	-	-	-	-
	Muslim Minority(Out of Total)	2	6	-	-	-	1	-	1	-	-	2	8
	Other Minority (Out of Total)	-	-	-	-	-	-	-	-	-	-	-	-
2	Total	2	8	-	-	-	-	-	-	-	-	2	8
	PWD (Out of Total)	-	-	-	-	-	-	-	-	-	-	-	-
	Muslim Minority(Out of Total)	2	7	-	-	-	-	-	-	-	-	2	7
	Other Minority (Out of Total)	-	1	-	-	-	-	-	-	-	-	-	1
3	Total	7	7	-	-	-	-	-	-	-	-	7	7
	PWD (Out of Total)	-	-	-	-	-	-	-	-	-	-	-	-
	Muslim Minority(Out of Total)	7	7	-	-	-	-	-	-	-	-	7	7
	Other Minority (Out of Total)	-	-	-	-	-	-	-	-	-	-	-	-
4	Total	3	3	-	-	-	-	-	-	-	-	3	3
	PWD (Out of Total)	-	-	-	-	-	-	-	-	-	-	-	-
	Muslim Minority(Out of Total)	3	3	-	-	-	-	-	-	-	-	3	3
	Other Minority (Out of Total)	-	-	-	-	-	-	-	-	-	-	-	-
Year	Bachelor of Visual Arts Painting												
1	Total	3	4	-	-	-	-	1	2	-	-	4	6
	PWD (Out of Total)	-	2	-	-	-	-	-	-	-	-	-	2
	Muslim Minority(Out of Total)	3	4	-	-	-	-	1	2	-	-	4	6
	Other Minority (Out of Total)	-	-	-	-	-	-	-	-	-	-	-	-
2	Total	4	5	-	-	-	-	-	-	-	-	4	5
	PWD (Out of Total)	-	-	-	-	-	-	-	-	-	-	-	-
	Muslim Minority(Out of Total)	4	5	-	-	-	-	-	-	-	-	4	5
	Other Minority (Out of Total)	-	-	-	-	-	-	-	-	-	-	-	-
3	Total	6	4	-	-	-	-	-	-	-	-	6	4
	PWD (Out of Total)	-	-	-	-	-	-	-	-	-	-	-	-
	Muslim Minority(Out of Total)	6	4	-	-	-	-	-	-	-	-	6	4
	Other Minority (Out of Total)	-	-	-	-	-	-	-	-	-	-	-	-
4	Total	1	1	-	-	-	-	-	-	-	-	1	1
	PWD (Out of Total)	-	-	-	-	-	-	-	-	-	-	-	-
	Muslim Minority(Out of Total)	1	1	-	-	-	-	-	-	-	-	1	1
	Other Minority (Out of Total)	-	-	-	-	-	-	-	-	-	-	-	-
Total number of male students enrolled in the department												058	
Total number of female students enrolled in the department												052	
Total number of students enrolled in the department												110	



2. School of Biological Science :

Year	Category	Number of Total Students Enrolled											
		General		SC		ST		OBC		EWS		Total	
		M	F	M	F	M	F	M	F	M	F	M	F
Department of Bio Chemistry:													
M.Sc. Masters in Science													
1	Total	12	16	-	-	-	-	4	2	-	-	16	18
	PWD (Out of Total)	-	1	-	-	-	-	-	-	-	-	-	1
	Muslim Minority (Out of Total)	12	16	-	-	-	-	4	2	-	-	16	18
	Other Minority (Out of Total)	-	-	-	-	-	-	-	-	-	-	-	-
2	Total	5	23	-	-	-	2	1	5	-	-	6	30
	PWD (Out of Total)	-	-	-	-	-	-	-	-	-	-	-	-
	Muslim Minority (Out of Total)	5	23	-	-	-	2	1	5	-	-	6	30
	Other Minority (Out of Total)	-	-	-	-	-	-	-	-	-	-	-	-
Ph.D. Doctor Of Philosophy													
	Total	12	17	-	-	-	-	-	-	-	-	12	17
	PWD (Out of Total)	-	-	-	-	-	-	-	-	-	-	-	-
	Muslim Minority (Out of Total)	12	17	-	-	-	-	-	-	-	-	12	17
	Other Minority (Out of Total)	-	-	-	-	-	-	-	-	-	-	-	-
Total number of male students enrolled in the department												34	
Total number of female students enrolled in the department												65	
Total number of students enrolled in the department												99	
Department of Bio-Resources:													
M.Sc. Master Of Science													
1	Total	2	20	-	-	-	-	-	5	-	-	2	25
	PWD (Out of Total)	-	-	-	-	-	-	-	-	-	-	-	-
	Muslim Minority (Out of Total)	2	20	-	-	-	-	-	5	-	-	2	25
	Other Minority (Out of Total)	-	-	-	-	-	-	-	-	-	-	-	-
2	Total	4	20	-	-	-	-	-	2	-	-	4	22
	PWD (Out of Total)	-	-	-	-	-	-	-	-	-	-	-	-
	Muslim Minority (Out of Total)	4	20	-	-	-	-	-	2	-	-	4	22
	Other Minority (Out of Total)	-	-	-	-	-	-	-	-	-	-	-	-
Ph.D. Doctor Of Philosophy													
	Total	6	8	-	-	-	-	-	-	-	-	6	8
	PWD (Out of Total)	-	-	-	-	-	-	-	-	-	-	-	-
	Muslim Minority (Out of Total)	6	8	-	-	-	-	-	-	-	-	6	8
	Other Minority (Out of Total)	-	-	-	-	-	-	-	-	-	-	-	-
Total number of male students enrolled in the department												12	
Total number of female students enrolled in the department												55	
Total number of students enrolled in the department												67	
Department of Bio- Technology:													
M.Sc. Master Of Science													
1	Total	2	4	-	-	-	-	-	-	-	-	2	4
	PWD (Out of Total)	-	-	-	-	-	-	-	-	-	-	-	-
	Muslim Minority (Out of Total)	2	4	-	-	-	-	-	-	-	-	2	4
	Other Minority (Out of Total)	-	-	-	-	-	-	-	-	-	-	-	-
2	Total	5	4	-	-	-	-	-	-	-	-	5	4
	PWD (Out of Total)	-	-	-	-	-	-	-	-	-	-	-	-
	Muslim Minority (Out of Total)	5	4	-	-	-	-	-	-	-	-	5	4
	Other Minority (Out of Total)	-	-	-	-	-	-	-	-	-	-	-	-

Year	Category	Number of Total Students Enrolled											
		General		SC		ST		OBC		EWS		Total	
		M	F	M	F	M	F	M	F	M	F	M	F
Year	Ph.D. Doctor of Philosophy												
2	Total	1	2	-	-	-	-	-	-	-	-	1	2
	PWD (Out of Total)	-	-	-	-	-	-	-	-	-	-	-	-
	Muslim Minority (Out of Total)	1	2	-	-	-	-	-	-	-	-	1	2
	Other Minority (Out of Total)	-	-	-	-	-	-	-	-	-	-	-	-
Total number of male students enrolled in the department													08
Total number of female students enrolled in the department													10
Total number of students enrolled in the department													18
Department of Botany:													
Year	M.Sc. Master Of Science												
1	Total	12	34	-	-	1	-	6	7	2	-	21	41
	PWD (Out of Total)	1	-	-	-	-	-	-	-	-	-	1	-
	Muslim Minority (Out of Total)	12	34	-	-	1	-	6	7	2	-	21	41
	Other Minority (Out of Total)	-	-	-	-	-	-	-	-	-	-	-	-
2	Total	13	39	-	-	1	3	7	-	-	-	16	47
	PWD (Out of Total)	-	-	-	-	-	-	-	-	-	-	-	-
	Muslim Minority (Out of Total)	13	39	-	-	1	3	7	-	-	-	16	47
	Other Minority (Out of Total)	-	-	-	-	-	-	-	-	-	-	-	-
Year	Ph.D. Doctor Of Philosophy												
	Total	28	23	-	-	-	-	-	-	-	-	28	23
	PWD (Out of Total)	-	-	-	-	-	-	-	-	-	-	-	-
	Muslim Minority (Out of Total)	28	23	-	-	-	-	-	-	-	-	28	23
	Other Minority (Out of Total)	-	-	-	-	-	-	-	-	-	-	-	-
Total number of male students enrolled in the department													065
Total number of female students enrolled in the department													111
Total number of students enrolled in the department													176
Department of Clinical Biochemistry:													
Year	Ph.D. Doctor Of Philosophy												
1	Total	1	2	-	-	-	-	-	-	-	-	1	2
	PWD (Out of Total)	-	-	-	-	-	-	-	-	-	-	-	-
	Muslim Minority (Out of Total)	1	2	-	-	-	-	-	-	-	-	1	2
	Other Minority (Out of Total)	-	-	-	-	-	-	-	-	-	-	-	-
Year	M.Sc. Master of Science												
1	Total	11	16	-	-	-	-	1	6	1	-	13	22
	PWD (Out of Total)	-	-	-	-	-	-	-	-	-	-	-	-
	Muslim Minority (Out of Total)	11	16	-	-	-	-	1	6	1	-	13	22
	Other Minority (Out of Total)	-	-	-	-	-	-	-	-	-	-	-	-
2	Total	4	26	-	-	1	3	2	-	-	-	7	29
	PWD (Out of Total)	-	-	-	-	-	-	-	-	-	-	-	-
	Muslim Minority (Out of Total)	4	26	-	-	1	3	2	-	-	-	7	29
	Other Minority (Out of Total)	-	-	-	-	-	-	-	-	-	-	-	-
Total number of male students enrolled in the department													21
Total number of female students enrolled in the department													53
Total number of students enrolled in the department													74
Year	Centre of Research for Development:												
	M.Sc. Master of Science												
1	Total	3	8	-	-	-	-	2	2	-	-	5	10
	PWD (Out of Total)	-	-	-	-	-	-	-	-	-	-	-	-
	Muslim Minority (Out of Total)	3	8	-	-	-	-	2	2	-	-	5	10



Year	Category	Number of Total Students Enrolled											
		General		SC		ST		OBC		EWS		Total	
		M	F	M	F	M	F	M	F	M	F	M	F
	Other Minority (Out of Total)	-	-	-	-	-	-	-	-	-	-	-	-
2	Total	4	8	-	-	-	-	1	2	-	-	5	10
	PWD (Out of Total)	-	-	-	-	-	-	-	-	-	-	-	-
	Muslim Minority (Out of Total)	4	8	-	-	-	-	1	2	-	-	5	10
	Other Minority (Out of Total)	-	-	-	-	-	-	-	-	-	-	-	-
Ph.D. Doctor Of Philosophy													
	Total	4	-	-	-	-	-	-	-	-	-	4	-
	PWD (Out of Total)	-	-	-	-	-	-	-	-	-	-	-	-
	Muslim Minority (Out of Total)	4	-	-	-	-	-	-	-	-	-	4	-
	Other Minority (Out of Total)	-	-	-	-	-	-	-	-	-	-	-	-
Total number of male students enrolled in the department												14	
Total number of female students enrolled in the department												20	
Total number of students enrolled in the department												34	
Department of Nano Technology:													
Year	M.Sc. Master of Science												
1	Total	-	10	-	-	-	-	-	2	-	-	-	12
	PWD (Out of Total)	-	-	-	-	-	-	-	-	-	-	-	-
	Muslim Minority (Out of Total)	-	10	-	-	-	-	-	2	-	-	-	12
	Other Minority (Out of Total)	-	-	-	-	-	-	-	-	-	-	-	-
2	Total	5	4	-	-	1	-	-	1	-	-	6	5
	PWD (Out of Total)	-	-	-	-	-	-	-	-	-	-	-	-
	Muslim Minority (Out of Total)	5	4	-	-	1	-	-	1	-	-	6	5
	Other Minority (Out of Total)	-	-	-	-	-	-	-	-	-	-	-	-
Year	Ph.D. Doctor Of Philosophy												
1	Total	1	2	-	-	-	-	-	-	-	-	1	2
	PWD (Out of Total)	-	-	-	-	-	-	-	-	-	-	-	-
	Muslim Minority (Out of Total)	1	2	-	-	-	-	-	-	-	-	1	2
	Other Minority (Out of Total)	-	-	-	-	-	-	-	-	-	-	-	-
Total number of male students enrolled in the department												07	
Total number of female students enrolled in the department												19	
Total number of students enrolled in the department												26	
Department of Zoology:													
Year	M.Sc. Master of Science												
1	Total	11	34	-	-	-	1	8	7	1	-	20	42
	PWD (Out of Total)	-	2	-	-	-	-	-	-	-	-	-	2
	Muslim Minority (Out of Total)	11	34	-	-	-	1	8	7	1	-	20	42
	Other Minority (Out of Total)	-	-	-	-	-	-	-	-	-	-	-	-
2	Total	14	37	-	-	-	1	3	7	-	-	17	45
	PWD (Out of Total)	-	-	-	-	-	-	-	-	-	-	-	-
	Muslim Minority (Out of Total)	14	37	-	-	-	1	3	7	-	-	17	45
	Other Minority (Out of Total)	-	-	-	-	-	-	-	-	-	-	-	-
Year	Ph.D. Doctor Of Philosophy												
	Total	49	45	-	-	-	-	-	-	-	-	49	45
	PWD (Out of Total)	-	-	-	-	-	-	-	-	-	-	-	-
	Muslim Minority (Out of Total)	49	45	-	-	-	-	-	-	-	-	49	45
	Other Minority (Out of Total)	-	-	-	-	-	-	-	-	-	-	-	-
Total number of male students enrolled in the department												086	
Total number of female students enrolled in the department												132	
Total number of students enrolled in the department												218	

3. School of Business Studies :

Year	Category	Number of Total Students Enrolled											
		General		SC		ST		OBC		EWS		Total	
		M	F	M	F	M	F	M	F	M	F	M	F
Department of Commerce:													
M.Sc. Master of Commerce													
1	Total	37	26	-	-	1	1	4	2	-	-	42	29
	PWD (Out of Total)	-	-	-	-	-	-	-	-	-	-	-	-
	Muslim Minority (Out of Total)	37	26	-	-	1	1	4	2	-	-	42	29
	Other Minority (Out of Total)	-	-	-	-	-	-	-	-	-	-	-	-
2	Total	37	33	-	-	1	-	2	2	1	-	41	35
	PWD (Out of Total)	-	-	-	-	-	-	-	-	-	-	-	-
	Muslim Minority (Out of Total)	37	33	-	-	1	-	2	2	1	-	41	35
	Other Minority (Out of Total)	-	-	-	-	-	-	-	-	-	-	-	-
Year	Ph.D. Doctor of Philosophy												
	Total	5	7	-	-	-	-	-	-	-	-	5	7
	PWD (Out of Total)	-	-	-	-	-	-	-	-	-	-	-	-
	Muslim Minority (Out of Total)	5	7	-	-	-	-	-	-	-	-	5	7
	Other Minority (Out of Total)	-	-	-	-	-	-	-	-	-	-	-	-
Total number of male students enrolled in the department												088	
Total number of female students enrolled in the department												071	
Total number of students enrolled in the department												159	
Department of Economics:													
M.Sc. Master of Commerce													
1	Total	28	45	-	-	-	2	8	5	-	1	36	53
	PWD (Out of Total)	-	-	-	-	-	-	-	-	-	-	-	-
	Muslim Minority (Out of Total)	28	45	-	-	-	2	8	5	-	1	36	53
	Other Minority (Out of Total)	-	-	-	-	-	-	-	-	-	-	-	-
2	Total	18	46	-	-	1	1	15	9	1	1	35	57
	PWD (Out of Total)	-	-	-	-	-	-	-	-	-	-	-	-
	Muslim Minority (Out of Total)	18	46	-	-	1	1	15	9	1	1	35	57
	Other Minority (Out of Total)	-	-	-	-	-	-	-	-	-	-	-	-
Year	Ph.D. Doctor of Philosophy												
	Total	7	7	-	-	-	-	-	-	-	-	7	7
	PWD (Out of Total)	-	-	-	-	-	-	-	-	-	-	-	-
	Muslim Minority (Out of Total)	7	7	-	-	-	-	-	-	-	-	7	7
	Other Minority (Out of Total)	-	-	-	-	-	-	-	-	-	-	-	-
Total number of male students enrolled in the department												078	
Total number of female students enrolled in the department												117	
Total number of students enrolled in the department												195	
Department of Management Studies:													
Master of Business Administration													
MBA – Master of Business Administration													
1	Total	39	22	-	-	-	-	3	4	-	-	42	26
	PWD (Out of Total)	-	-	-	-	-	-	-	-	-	-	-	-
	Muslim Minority (Out of Total)	39	22	-	-	-	-	3	4	-	-	42	26
	Other Minority (Out of Total)	-	-	-	-	-	-	-	-	-	-	-	-
2	Total	35	15	-	-	1	-	7	3	-	-	43	18
	PWD (Out of Total)	-	-	-	-	-	-	-	-	-	-	-	-
	Muslim Minority (Out of Total)	35	15	-	-	1	-	7	3	-	-	43	18
	Other Minority (Out of Total)	-	-	-	-	-	-	-	-	-	-	-	-



Year	Category	Number of Total Students Enrolled											
		General		SC		ST		OBC		EWS		Total	
		M	F	M	F	M	F	M	F	M	F	M	F
Year	Master of Integrated Business Administration IMBA												
1	Total	37	15	-	-	-	-	6	1	-	-	43	16
	PWD (Out of Total)	-	-	-	-	-	-	-	-	-	-	-	-
	Muslim Minority (Out of Total)	37	15	-	-	-	-	6	1	-	-	43	16
	Other Minority (Out of Total)	-	-	-	-	-	-	-	-	-	-	-	-
2	Total	33	21	-	-	-	-	4	2	-	-	37	23
	PWD (Out of Total)	-	-	-	-	-	-	-	-	-	-	-	-
	Muslim Minority (Out of Total)	33	21	-	-	-	-	4	2	-	-	37	23
	Other Minority (Out of Total)	-	-	-	-	-	-	-	-	-	-	-	-
3	Total	35	18	-	-	1	-	5	1	-	-	41	19
	PWD (Out of Total)	1	-	-	-	-	-	-	-	-	-	1	-
	Muslim Minority (Out of Total)	35	18	-	-	1	-	5	1	-	-	41	19
	Other Minority (Out of Total)	-	-	-	-	-	-	-	-	-	-	-	-
4	Total	28	22	-	-	1	-	6	2	-	-	35	24
	PWD (Out of Total)	1	-	-	-	-	-	-	-	-	-	1	-
	Muslim Minority (Out of Total)	28	22	-	-	1	-	6	2	-	-	35	24
	Other Minority (Out of Total)	-	-	-	-	-	-	-	-	-	-	-	-
5	Total	28	22	-	-	-	-	3	1	-	-	31	23
	PWD (Out of Total)	-	-	-	-	-	-	-	-	-	-	-	-
	Muslim Minority (Out of Total)	28	22	-	-	-	-	3	1	-	-	31	23
	Other Minority (Out of Total)	-	-	-	-	-	-	-	-	-	-	-	-
Year	Ph. D Doctor of Philosophy												
	Total	1	1	-	-	-	-	-	-	-	-	1	1
	PWD (Out of Total)	-	-	-	-	-	-	-	-	-	-	-	-
	Muslim Minority (Out of Total)	1	1	-	-	-	-	-	-	-	-	1	1
	Other Minority (Out of Total)	-	-	-	-	-	-	-	-	-	-	-	-
	Master of Financial Management												
Year	MBA-FM												
1	Total	17	7	-	-	1	-	4	-	1	-	23	7
	PWD (Out of Total)	-	-	-	-	-	-	-	-	-	-	-	-
	Muslim Minority (Out of Total)	17	7	-	-	1	-	4	-	1	-	23	7
	Other Minority (Out of Total)	-	-	-	-	-	-	-	-	-	-	-	-
2	Total	23	10	-	-	1	-	4	2	-	-	28	12
	PWD (Out of Total)	-	-	-	-	-	-	-	-	-	-	-	-
	Muslim Minority (Out of Total)	23	10	-	-	1	-	4	2	-	-	28	12
	Other Minority (Out of Total)	-	-	-	-	-	-	-	-	-	-	-	-
Total number of male students enrolled in the department												324	
Total number of female students enrolled in the department												169	
Total number of students enrolled in the department												493	
Year	Department of Tourism & Hospitality Management												
1	Master of Tourism & Hospitality Management												
	Total	13	14	-	-	-	-	1	2	-	-	14	16
	PWD (Out of Total)	-	-	-	-	-	-	-	-	-	-	-	-
	Muslim Minority (Out of Total)	13	13	-	-	-	-	1	2	-	-	14	15
Other Minority (Out of Total)	-	1	-	-	-	-	-	-	-	-	-	1	
2	Total	13	14	-	-	1	-	1	2	-	-	15	16
	PWD (Out of Total)	-	-	-	-	-	-	-	-	-	-	-	-
	Muslim Minority (Out of Total)	13	14	-	-	1	-	1	2	-	-	15	16
	Other Minority (Out of Total)	-	-	-	-	-	-	-	-	-	-	-	-

Year	Category	Number of Total Students Enrolled											
		General		SC		ST		OBC		EWS		Total	
		M	F	M	F	M	F	M	F	M	F	M	F
Ph. D Doctor of Philosophy													
	Total	10	4	-	-	-	-	-	-	-	-	10	4
	PWD (Out of Total)	-	-	-	-	-	-	-	-	-	-	-	-
	Muslim Minority (Out of Total)	10	4	-	-	-	-	-	-	-	-	10	4
	Other Minority (Out of Total)	-	-	-	-	-	-	-	-	-	-	-	-
Total number of male students enrolled in the department												39	
Total number of female students enrolled in the department												36	
Total number of students enrolled in the department												75	

4. School of Earth & Environmental Science :

Year	Category	Number of Total Students Enrolled											
		General		SC		ST		OBC		EWS		Total	
		M	F	M	F	M	F	M	F	M	F	M	F
Department of Earth Science:													
Applied Geology M.Sc. Masters Of Science													
1	Total	15	7	-	-	-	-	4	2	-	-	19	9
	PWD (Out of Total)	1	-	-	-	-	-	-	-	-	-	1	-
	Muslim Minority (Out of Total)	15	7	-	-	-	-	4	2	-	-	19	9
	Other Minority (Out of Total)	-	-	-	-	-	-	-	-	-	-	-	-
2	Total	9	11	-	-	-	1	3	2	-	-	12	14
	PWD (Out of Total)	-	-	-	-	-	-	-	-	-	-	-	-
	Muslim Minority (Out of Total)	9	11	-	-	-	1	3	2	-	-	12	14
	Other Minority (Out of Total)	-	-	-	-	-	-	-	-	-	-	-	-
Ph.D. Doctor Of Philosophy													
	Total	15	2	-	-	-	-	-	-	-	-	15	2
	PWD (Out of Total)	-	-	-	-	-	-	-	-	-	-	-	-
	Muslim Minority (Out of Total)	15	2	-	-	-	-	-	-	-	-	15	2
	Other Minority (Out of Total)	-	-	-	-	-	-	-	-	-	-	-	-
Total number of male students enrolled in the department												46	
Total number of female students enrolled in the department												25	
Total number of students enrolled in the department												71	
Department of Geo informatics:													
M.Sc. Masters Of Science													
1	Total	4	9	-	-	-	-	1	1	-	-	5	10
	PWD (Out of Total)	-	-	-	-	-	-	-	-	-	-	-	-
	Muslim Minority (Out of Total)	4	9	-	-	-	-	1	1	-	-	5	10
	Other Minority (Out of Total)	-	-	-	-	-	-	-	-	-	-	-	-
2	Total	9	3	-	-	-	-	2	1	-	-	11	4
	PWD (Out of Total)	-	-	-	-	-	-	-	-	-	-	-	-
	Muslim Minority (Out of Total)	9	3	-	-	-	-	2	1	-	-	11	4
	Other Minority (Out of Total)	-	-	-	-	-	-	-	-	-	-	-	-
Ph.D. Doctor Of Philosophy													
	Total	8	6	-	-	-	-	-	-	-	-	8	6
	PWD (Out of Total)	-	-	-	-	-	-	-	-	-	-	-	-
	Muslim Minority (Out of Total)	8	6	-	-	-	-	-	-	-	-	8	6
	Other Minority (Out of Total)	-	-	-	-	-	-	-	-	-	-	-	-
Total number of male students enrolled in the department												24	
Total number of female students enrolled in the department												20	
Total number of students enrolled in the department												44	



Year	Category	Number of Total Students Enrolled											
		General		SC		ST		OBC		EWS		Total	
		M	F	M	F	M	F	M	F	M	F	M	F
Department of Environmental Science:													
Year	Ph.D. Doctor Of Philosophy												
	Total	14	31	-	-	-	-	-	-	-	-	14	31
	PWD (Out of Total)	-	-	-	-	-	-	-	-	-	-	-	-
	Muslim Minority (Out of Total)	14	31	-	-	-	-	-	-	-	-	14	31
	Other Minority (Out of Total)	-	-	-	-	-	-	-	-	-	-	-	-
Year	M.Sc. Master Of Science												
1	Total	4	16	-	-	-	-	1	8	-	-	5	24
	PWD (Out of Total)	-	-	-	-	-	-	-	-	-	-	-	-
	Muslim Minority (Out of Total)	4	16	-	-	-	-	1	8	-	-	5	24
	Other Minority (Out of Total)	-	-	-	-	-	-	-	-	-	-	-	-
2	Total	5	18	-	-	-	1	2	5	-	1	7	25
	PWD (Out of Total)	-	-	-	-	-	-	-	-	-	-	-	-
	Muslim Minority (Out of Total)	5	18	-	-	-	1	2	5	-	1	7	25
	Other Minority (Out of Total)	-	-	-	-	-	-	-	-	-	-	-	-
Total number of male students enrolled in the department												026	
Total number of female students enrolled in the department												080	
Total number of students enrolled in the department												106	
Department of Geography & Regional Development:													
Year	Disaster Management M.Sc. Master of Science												
1	Total	15	17	-	-	1	-	6	3	-	1	22	21
	PWD (Out of Total)	-	-	-	-	-	-	-	-	-	-	-	-
	Muslim Minority (Out of Total)	15	17	-	-	1	-	6	3	-	1	22	21
	Other Minority (Out of Total)	-	-	-	-	-	-	-	-	-	-	-	-
2	Total	20	17	-	-	-	-	4	3	-	-	24	20
	PWD (Out of Total)	-	-	-	-	-	-	-	-	-	-	-	-
	Muslim Minority (Out of Total)	20	17	-	-	-	-	4	3	-	-	24	20
	Other Minority (Out of Total)	-	-	-	-	-	-	-	-	-	-	-	-
Year	Geography & Regional Development M.Sc. Master of Science												
1	Total	19	13	-	-	-	-	7	3	-	-	26	16
	PWD (Out of Total)	-	-	-	-	-	-	-	-	-	-	-	-
	Muslim Minority (Out of Total)	19	13	-	-	-	-	7	3	-	-	26	16
	Other Minority (Out of Total)	-	-	-	-	-	-	-	-	-	-	-	-
2	Total	18	20	-	-	-	1	2	5	-	-	20	26
	PWD (Out of Total)	-	-	-	-	-	-	-	-	-	-	-	-
	Muslim Minority (Out of Total)	18	20	-	-	-	1	2	5	-	-	20	26
	Other Minority (Out of Total)	-	-	-	-	-	-	-	-	-	-	-	-
Year	Ph.D. Doctor of Philosophy												
1	Total	28	17	-	-	-	-	-	-	-	-	28	17
	PWD (Out of Total)	-	-	-	-	-	-	-	-	-	-	-	-
	Muslim Minority (Out of Total)	28	17	-	-	-	-	-	-	-	-	28	17
	Other Minority (Out of Total)	-	-	-	-	-	-	-	-	-	-	-	-
Total number of male students enrolled in the department												120	
Total number of female students enrolled in the department												100	
Total number of students enrolled in the department												220	



5. School of Educational & Behavioural Science:

Year	Category	Number of Total Students Enrolled											
		General		SC		ST		OBC		EWS		Total	
		M	F	M	F	M	F	M	F	M	F	M	F
Department of Education:													
B.Ed. Bachelor Of Education													
1	Total	6	52	-	-	-	2	2	6	-	-	8	60
	PWD (Out of Total)	1	-	-	-	-	-	-	-	-	-	1	-
	Muslim Minority (Out of Total)	6	52	-	-	-	2	2	6	-	-	8	60
	Other Minority (Out of Total)	-	-	-	-	-	-	-	-	-	-	-	-
2	Total	3	58	-	-	-	1	3	10	-	-	6	69
	PWD (Out of Total)	-	-	-	-	-	-	-	-	-	-	-	-
	Muslim Minority (Out of Total)	3	58	-	-	-	1	3	10	-	-	6	69
	Other Minority (Out of Total)	-	-	-	-	-	-	-	-	-	-	-	-
M.A. Master of Arts													
1	Total	8	55	-	-	-	1	7	11	2	1	17	68
	PWD (Out of Total)	2	-	-	-	-	-	-	-	-	-	2	-
	Muslim Minority (Out of Total)	8	55	-	-	-	1	7	11	2	1	17	68
	Other Minority (Out of Total)	-	-	-	-	-	-	-	-	-	-	-	-
2	Total	6	68	-	-	1	-	2	8	-	-	9	76
	PWD (Out of Total)	-	-	-	-	-	-	-	-	-	-	-	-
	Muslim Minority (Out of Total)	6	68	-	-	1	-	2	8	-	-	9	76
	Other Minority (Out of Total)	-	-	-	-	-	-	-	-	-	-	-	-
Ph.D. Doctor Of Philosophy													
	Total	16	18	-	-	-	-	-	-	-	-	16	18
	PWD (Out of Total)	-	-	-	-	-	-	-	-	-	-	-	-
	Muslim Minority (Out of Total)	16	18	-	-	-	-	-	-	-	-	16	18
	Other Minority (Out of Total)	-	-	-	-	-	-	-	-	-	-	-	-
M.Ed. Master of Education													
1	Total	5	42	-	-	-	1	2	1	-	-	7	44
	PWD (Out of Total)	-	-	-	-	-	-	-	-	-	-	-	-
	Muslim Minority (Out of Total)	5	42	-	-	-	1	2	1	-	-	7	44
	Other Minority (Out of Total)	-	-	-	-	-	-	-	-	-	-	-	-
2	Total	10	33	-	-	-	1	1	6	-	-	11	40
	PWD (Out of Total)	-	-	-	-	-	-	-	-	-	-	-	-
	Muslim Minority (Out of Total)	10	33	-	-	-	1	1	6	-	-	11	40
	Other Minority (Out of Total)	-	-	-	-	-	-	-	-	-	-	-	-
Total number of male students enrolled in the department												074	
Total number of female students enrolled in the department												375	
Total number of students enrolled in the department												449	
Directorate of Physical Education & Sports:													
M.P.Ed. Master Of Physical Education													
1	Total	15	3	-	-	1	-	2	1	-	-	18	4
	PWD(Out of Total)	-	-	-	-	-	-	-	-	-	-	-	-
	Muslim Minority(Out of Total)	15	3	-	-	1	-	2	1	-	-	18	4
	Other Minority(Out of Total)	-	-	-	-	-	-	-	-	-	-	-	-
2	Total	18	4	-	-	-	-	1	1	-	-	19	5
	PWD(Out of Total)	-	-	-	-	-	-	-	-	-	-	-	-
	Muslim Minority(Out of Total)	18	4	-	-	-	-	1	1	-	-	19	5
	Other Minority(Out of Total)	-	-	-	-	-	-	-	-	-	-	-	-



Year	Category	Number of Total Students Enrolled											
		General		SC		ST		OBC		EWS		Total	
		M	F	M	F	M	F	M	F	M	F	M	F
Ph.D. Doctor Of Philosophy													
	Total	2	1	-	-	-	-	-	-	-	-	2	1
	PWD(Out of Total)	-	-	-	-	-	-	-	-	-	-	-	-
	Muslim Minority(Out of Total)	2	1	-	-	-	-	-	-	-	-	2	1
	Other Minority(Out of Total)	-	-	-	-	-	-	-	-	-	-	-	-
Total number of male students enrolled in the department													39
Total number of female students enrolled in the department													10
Total number of students enrolled in the department													49
Department of Psychology: Ph.D. Doctor Of Philosophy													
	Total	6	22	-	-	-	-	-	-	-	-	6	22
	PWD (Out of Total)	-	-	-	-	-	-	-	-	-	-	-	-
	Muslim Minority (Out of Total)	6	22	-	-	-	-	-	-	-	-	6	22
	Other Minority (Out of Total)	-	-	-	-	-	-	-	-	-	-	-	-
M.A. Master Of Arts													
1	Total	2	44	-	-	-	1	4	3	-	-	6	48
	PWD (Out of Total)	-	1	-	-	-	-	-	-	-	-	-	1
	Muslim Minority (Out of Total)	2	44	-	-	-	1	4	3	-	-	6	48
	Other Minority (Out of Total)	-	-	-	-	-	-	-	-	-	-	-	-
2	Total	5	42	-	-	-	1	2	5	-	-	7	48
	PWD (Out of Total)	-	-	-	-	-	-	-	-	-	-	-	-
	Muslim Minority (Out of Total)	5	42	-	-	-	1	2	5	-	-	7	48
	Other Minority (Out of Total)	-	-	-	-	-	-	-	-	-	-	-	-
Total number of male students enrolled in the department													019
Total number of female students enrolled in the department													118
Total number of students enrolled in the department													137

6. School of Law :

Year	Category	Number of Total Students Enrolled											
		General		SC		ST		OBC		EWS		Total	
		M	F	M	F	M	F	M	F	M	F	M	F
Department of Law:													
LLM Master Of Laws													
1	Total	11	22	-	-	-	2	2	4	1	-	14	28
	PWD (Out of Total)	-	1	-	-	-	-	-	-	-	-	-	1
	Muslim Minority (Out of Total)	11	22	-	-	-	2	2	4	1	-	14	28
	Other Minority (Out of Total)	-	-	-	-	-	-	-	-	-	-	-	-
2	Total	7	22	-	-	-	2	4	-	-	-	9	26
	PWD (Out of Total)	-	-	-	-	-	-	-	-	-	-	-	-
	Muslim Minority (Out of Total)	7	21	-	-	-	2	4	-	-	-	9	25
	Other Minority (Out of Total)	-	1	-	-	-	-	-	-	-	-	-	1
B.A. LLB (5 Years Bachelor Of Law or Laws)													
1	Total	26	24	-	1	4	1	8	5	1	2	39	33
	PWD (Out of Total)	-	1	-	-	-	-	-	-	-	-	-	1
	Muslim Minority (Out of Total)	26	24	-	1	4	1	8	5	1	2	39	33
	Other Minority (Out of Total)	-	-	-	-	-	-	-	-	-	-	-	-
2	Total	18	27	-	-	3	2	7	6	1	1	29	36
	PWD (Out of Total)	-	-	-	-	-	-	-	-	-	-	-	-
	Muslim Minority (Out of Total)	18	27	-	-	3	2	7	6	1	1	29	36
	Other Minority (Out of Total)	-	-	-	-	-	-	-	-	-	-	-	-

Year	Category	Number of Total Students Enrolled											
		General		SC		ST		OBC		EWS		Total	
		M	F	M	F	M	F	M	F	M	F	M	F
3	Total	23	28	-	-	1	1	5	9	-	-	29	38
	PWD (Out of Total)	-	-	-	-	-	-	-	-	-	-	-	-
	Muslim Minority (Out of Total)	23	28	-	-	1	1	5	9	-	-	29	38
	Other Minority (Out of Total)	-	-	-	-	-	-	-	-	-	-	-	-
4	Total	32	25	-	-	1	-	7	5	-	-	40	30
	PWD (Out of Total)	-	-	-	-	-	-	-	-	-	-	-	-
	Muslim Minority (Out of Total)	32	25	-	-	1	-	7	5	-	-	40	30
	Other Minority (Out of Total)	-	-	-	-	-	-	-	-	-	-	-	-
5	Total	31	25	-	-	1	-	5	5	-	-	37	30
	PWD (Out of Total)	-	-	-	-	-	-	-	-	-	-	-	-
	Muslim Minority (Out of Total)	31	25	-	-	1	-	5	5	-	-	37	30
	Other Minority (Out of Total)	-	-	-	-	-	-	-	-	-	-	-	-
Year	Ph.D. Doctor of Philosophy												
1	Total	11	42	-	-	-	-	-	-	-	-	11	42
	PWD (Out of Total)	-	-	-	-	-	-	-	-	-	-	-	-
	Muslim Minority (Out of Total)	11	42	-	-	-	-	-	-	-	-	11	42
	Other Minority (Out of Total)	-	-	-	-	-	-	-	-	-	-	-	-
Year	LLB 3 Year Supplementary Shift												
1	Total	15	10	-	-	-	-	-	-	-	-	15	10
	PWD (Out of Total)	-	-	-	-	-	-	-	-	-	-	-	-
	Muslim Minority (Out of Total)	15	9	-	-	-	-	-	-	-	-	15	9
	Other Minority (Out of Total)	-	1	-	-	-	-	-	-	-	-	-	1
2	Total	14	7	-	-	-	-	-	-	-	-	14	7
	PWD (Out of Total)	-	-	-	-	-	-	-	-	-	-	-	-
	Muslim Minority (Out of Total)	14	7	-	-	-	-	-	-	-	-	14	7
	Other Minority (Out of Total)	-	-	-	-	-	-	-	-	-	-	-	-
3	Total	2	8	-	-	-	-	2	1	-	-	4	9
	PWD (Out of Total)	-	-	-	-	-	-	-	-	-	-	-	-
	Muslim Minority (Out of Total)	2	8	-	-	-	-	2	1	-	-	4	9
	Other Minority (Out of Total)	-	-	-	-	-	-	-	-	-	-	-	-
Year	L.L.B. Bachelor Of Law or Laws												
1	Total	24	26	-	-	3	1	7	8	-	-	34	35
	PWD (Out of Total)	1	-	-	-	-	-	-	-	-	-	1	-
	Muslim Minority (Out of Total)	24	26	-	-	3	1	7	8	-	-	34	35
	Other Minority (Out of Total)	-	-	-	-	-	-	-	-	-	-	-	-
2	Total	31	18	-	-	3	1	7	6	-	-	41	25
	PWD (Out of Total)	-	-	-	-	-	-	-	-	-	-	-	-
	Muslim Minority (Out of Total)	31	18	-	-	3	1	7	6	-	-	41	25
	Other Minority (Out of Total)	-	-	-	-	-	-	-	-	-	-	-	-
3	Total	32	21	-	-	2	-	15	4	-	-	49	25
	PWD (Out of Total)	-	-	-	-	-	-	-	-	-	-	-	-
	Muslim Minority (Out of Total)	32	21	-	-	2	-	15	4	-	-	49	25
	Other Minority (Out of Total)	-	-	-	-	-	-	-	-	-	-	-	-
Total number of male students enrolled in the department												365	
Total number of female students enrolled in the department												374	
Total number of students enrolled in the department												739	



7. School of Physical & Mathematical Science

Year	Category	Number of Total Students Enrolled											
		General		SC		ST		OBC		EWS		Total	
		M	F	M	F	M	F	M	F	M	F	M	F
Department of Chemistry:													
Year	M.Sc. Master of Science												
1	Total	36	30	-	-	1	1	4	11	-	-	41	42
	PWD (Out of Total)	1	-	-	-	-	-	-	-	-	-	1	-
	Muslim Minority (Out of Total)	35	30	-	-	1	1	4	11	-	-	40	42
	Other Minority (Out of Total)	1	-	-	-	-	-	-	-	-	-	1	-
2	Total	34	28	-	-	1	1	5	4	-	-	40	33
	PWD (Out of Total)	-	-	-	-	-	-	-	-	-	-	-	-
	Muslim Minority (Out of Total)	34	28	-	-	1	1	5	4	-	-	40	33
	Other Minority (Out of Total)	-	-	-	-	-	-	-	-	-	-	-	-
Ph.D. Doctor Of Philosophy													
	Total	2	2	-	-	-	-	-	-	-	-	2	2
	PWD (Out of Total)	-	-	-	-	-	-	-	-	-	-	-	-
	Muslim Minority (Out of Total)	2	2	-	-	-	-	-	-	-	-	2	2
	Other Minority (Out of Total)	-	-	-	-	-	-	-	-	-	-	-	-
Total number of male students enrolled in the department												083	
Total number of female students enrolled in the department												077	
Total number of students enrolled in the department												160	
Department of Mathematics:													
Year	M.Sc. Master of Science												
1	Total	34	17	-	-	-	1	17	3	-	-	51	21
	PWD (Out of Total)	-	-	-	-	-	-	-	-	-	-	-	-
	Muslim Minority (Out of Total)	34	17	-	-	-	1	17	3	-	-	51	21
	Other Minority (Out of Total)	-	-	-	-	-	-	-	-	-	-	-	-
2	Total	41	31	-	-	1	-	-	-	-	-	42	31
	PWD (Out of Total)	-	-	-	-	-	-	-	-	-	-	-	-
	Muslim Minority (Out of Total)	41	31	-	-	1	-	-	-	-	-	42	31
	Other Minority (Out of Total)	-	-	-	-	-	-	-	-	-	-	-	-
Year	Ph.D. Doctor of Philosophy												
	Total	2	-	-	-	-	-	-	-	-	-	2	-
	PWD (Out of Total)	-	-	-	-	-	-	-	-	-	-	-	-
	Muslim Minority (Out of Total)	2	-	-	-	-	-	-	-	-	-	2	-
	Other Minority (Out of Total)	-	-	-	-	-	-	-	-	-	-	-	-
Total number of male students enrolled in the department												095	
Total number of female students enrolled in the department												052	
Total number of students enrolled in the department												147	
Department of Physics:													
Year	M.Sc. Master of Science												
1	Total	38	14	-	-	1	-	10	1	-	-	49	15
	PWD (Out of Total)	1	-	-	-	-	-	-	-	-	-	1	-
	Muslim Minority (Out of Total)	38	14	-	-	1	-	10	1	-	-	49	15
	Other Minority (Out of Total)	-	-	-	-	-	-	-	-	-	-	-	-
2	Total	42	21	-	-	2	-	2	1	-	-	46	22
	PWD (Out of Total)	-	-	-	-	-	-	-	-	-	-	-	-
	Muslim Minority (Out of Total)	42	21	-	-	2	-	2	1	-	-	46	22
	Other Minority (Out of Total)	-	-	-	-	-	-	-	-	-	-	-	-

Year	Category	Number of Total Students Enrolled											
		General		SC		ST		OBC		EWS		Total	
		M	F	M	F	M	F	M	F	M	F	M	F
Year	Ph.D. Doctor Of Philosophy												
	Total	29	9	-	-	-	-	-	-	-	-	29	9
	PWD (Out of Total)	-	-	-	-	-	-	-	-	-	-	-	-
	Muslim Minority (Out of Total)	29	9	-	-	-	-	-	-	-	-	29	9
	Other Minority (Out of Total)	-	-	-	-	-	-	-	-	-	-	-	-
	Total number of male students enrolled in the department												124
	Total number of female students enrolled in the department												046
	Total number of students enrolled in the department												170
	Department of Statistics:												
Year	M.Sc. Master of Science												
1	Total	17	31	-	-	-	-	4	3	-	-	21	34
	PWD (Out of Total)	-	-	-	-	-	-	-	-	-	-	-	-
	Muslim Minority (Out of Total)	17	31	-	-	-	-	4	3	-	-	21	34
	Other Minority (Out of Total)	-	-	-	-	-	-	-	-	-	-	-	-
2	Total	25	27	-	-	-	-	2	1	-	-	27	28
	PWD (Out of Total)	-	-	-	-	-	-	-	-	-	-	-	-
	Muslim Minority (Out of Total)	25	27	-	-	-	-	2	1	-	-	27	28
	Other Minority (Out of Total)	-	-	-	-	-	-	-	-	-	-	-	-
Year	Ph.D. Doctor Of Philosophy												
	Total	6	5	-	-	-	-	-	-	-	-	6	5
	PWD (Out of Total)	-	-	-	-	-	-	-	-	-	-	-	-
	Muslim Minority (Out of Total)	6	5	-	-	-	-	-	-	-	-	6	5
	Other Minority (Out of Total)	-	-	-	-	-	-	-	-	-	-	-	-
	Total number of male students enrolled in the department												054
	Total number of female students enrolled in the department												067
	Total number of students enrolled in the department												121

8. School of Social Science :

Year	Category	Number of Total Students Enrolled											
		General		SC		ST		OBC		EWS		Total	
		M	F	M	F	M	F	M	F	M	F	M	F
	Centre of Central Asian Studies (CCAS):												
Year	M.A. Master Of Arts (Archaeology)												
1	Total	-	-	-	-	-	-	-	-	-	-	-	-
	PWD (Out of Total)	-	-	-	-	-	-	-	-	-	-	-	-
	Muslim Minority (Out of Total)	-	-	-	-	-	-	-	-	-	-	-	-
	Other Minority (Out of Total)	-	-	-	-	-	-	-	-	-	-	-	-
2	Total	7	5	-	-	-	-	-	-	-	-	7	5
	PWD (Out of Total)	-	-	-	-	-	-	-	-	-	-	-	-
	Muslim Minority (Out of Total)	7	5	-	-	-	-	-	-	-	-	7	5
	Other Minority (Out of Total)	-	-	-	-	-	-	-	-	-	-	-	-
	Ph.D. Doctor Of Philosophy												
	Total	53	37	-	-	-	-	-	-	-	-	53	37
	PWD (Out of Total)	-	-	-	-	-	-	-	-	-	-	-	-
	Muslim Minority (Out of Total)	53	37	-	-	-	-	-	-	-	-	53	37
	Other Minority (Out of Total)	-	-	-	-	-	-	-	-	-	-	-	-
	Total number of male students enrolled in the department												060
	Total number of female students enrolled in the department												042



Year	Category	Number of Total Students Enrolled											
		General		SC		ST		OBC		EWS		Total	
		M	F	M	F	M	F	M	F	M	F	M	F
Total number of students enrolled in the department												102	
Department of History:													
M.A. Master Of Arts													
1	Total	23	45	-	-	1	1	7	3	-	-	31	49
	PWD (Out of Total)	1	-	-	-	-	-	-	-	-	-	1	-
	Muslim Minority (Out of Total)	23	45	-	-	1	1	7	3	-	-	31	49
	Other Minority (Out of Total)	-	-	-	-	-	-	-	-	-	-	-	-
2	Total	35	49	-	-	-	2	-	-	-	-	35	51
	PWD (Out of Total)	-	-	-	-	-	-	-	-	-	-	-	-
	Muslim Minority (Out of Total)	35	49	-	-	-	2	-	-	-	-	35	51
	Other Minority (Out of Total)	-	-	-	-	-	-	-	-	-	-	-	-
M.A. Master Of Arts (Supplementary Shift)													
1	Total	17	27	-	-	-	4	2	-	-	21	29	
	PWD (Out of Total)	-	-	-	-	-	-	-	-	-	-	-	
	Muslim Minority (Out of Total)	17	27	-	-	-	4	2	-	-	21	29	
	Other Minority (Out of Total)	-	-	-	-	-	-	-	-	-	-	-	
2	Total	23	37	-	-	-	-	-	-	-	23	37	
	PWD (Out of Total)	-	-	-	-	-	-	-	-	-	-	-	
	Muslim Minority (Out of Total)	23	37	-	-	-	-	-	-	-	23	37	
	Other Minority (Out of Total)	-	-	-	-	-	-	-	-	-	-	-	
Ph.D. Doctor Of Philosophy													
	Total	24	6	-	-	-	-	-	-	-	24	6	
	PWD (Out of Total)	-	-	-	-	-	-	-	-	-	-	-	
	Muslim Minority (Out of Total)	24	6	-	-	-	-	-	-	-	24	6	
	Other Minority (Out of Total)	-	-	-	-	-	-	-	-	-	-	-	
Total number of male students enrolled in the department												134	
Total number of female students enrolled in the department												172	
Total number of students enrolled in the department												306	
Institute Of Islamic Studies: Ph.D. Doctor Of Philosophy													
	Total	13	4	-	-	-	-	-	-	-	13	4	
	PWD (Out of Total)	-	-	-	-	-	-	-	-	-	-	-	
	Muslim Minority (Out of Total)	13	4	-	-	-	-	-	-	-	13	4	
	Other Minority (Out of Total)	-	-	-	-	-	-	-	-	-	-	-	
M.A. Master Of Arts													
1	Total	10	39	-	-	-	1	3	5	-	-	13	45
	PWD (Out of Total)	2	-	-	-	-	-	-	-	-	2	-	
	Muslim Minority (Out of Total)	10	39	-	-	-	1	3	5	-	-	13	45
	Other Minority (Out of Total)	-	-	-	-	-	-	-	-	-	-	-	
2	Total	10	41	-	-	-	2	3	7	-	-	13	50
	PWD (Out of Total)	-	-	-	-	-	-	-	-	-	-	-	
	Muslim Minority (Out of Total)	10	41	-	-	-	2	3	7	-	-	13	50
	Other Minority (Out of Total)	-	-	-	-	-	-	-	-	-	-	-	
Total number of male students enrolled in the department												039	
Total number of female students enrolled in the department												099	
Total number of students enrolled in the department												138	



Year	Category	Number of Total Students Enrolled											
		General		SC		ST		OBC		EWS		Total	
		M	F	M	F	M	F	M	F	M	F	M	F
Year	Institute of Kashmir Studies: Ph.D. Doctor Of Philosophy												
	Total	9	9	-	-	-	-	-	-	-	-	9	9
	PWD (Out of Total)	-	-	-	-	-	-	-	-	-	-	-	-
	Muslim Minority (Out of Total)	9	9	-	-	-	-	-	-	-	-	9	9
	Other Minority (Out of Total)	-	-	-	-	-	-	-	-	-	-	-	-
Year	M.A. Master Of Arts (Anthropology)												
1	Total	10	19	-	-	-	1	3	6	-	-	13	26
	PWD (Out of Total)	1	-	-	-	-	-	-	-	-	-	1	-
	Muslim Minority (Out of Total)	10	18	-	-	-	1	3	6	-	-	13	25
	Other Minority (Out of Total)	-	1	-	-	-	-	-	-	-	-	-	1
2	Total	10	23	-	-	-	-	-	-	-	-	10	23
	PWD (Out of Total)	-	-	-	-	-	-	-	-	-	-	-	-
	Muslim Minority (Out of Total)	10	23	-	-	-	-	-	-	-	-	10	23
	Other Minority (Out of Total)	-	-	-	-	-	-	-	-	-	-	-	-
	Total number of male students enrolled in the department												32
	Total number of female students enrolled in the department												58
	Total number of students enrolled in the department												90
	Library and Information Science:												
Year	Ph.D. Doctor Of Philosophy												
	Total	9	7	-	-	-	-	-	-	-	-	9	7
	PWD (Out of Total)	-	-	-	-	-	-	-	-	-	-	-	-
	Muslim Minority (Out of Total)	9	7	-	-	-	-	-	-	-	-	9	7
	Other Minority (Out of Total)	-	-	-	-	-	-	-	-	-	-	-	-
Year	M.A. Master Of Arts												
1	Total	20	17	-	-	1	-	5	5	-	-	26	22
	PWD (Out of Total)	-	-	-	-	-	-	-	-	-	-	-	-
	Muslim Minority (Out of Total)	20	17	-	-	1	-	5	5	-	-	26	22
	Other Minority (Out of Total)	-	-	-	-	-	-	-	-	-	-	-	-
2	Total	15	21	-	-	-	-	3	5	-	1	18	27
	PWD (Out of Total)	-	-	-	-	-	-	-	-	-	-	-	-
	Muslim Minority (Out of Total)	15	21	-	-	-	-	3	5	-	1	18	27
	Other Minority (Out of Total)	-	-	-	-	-	-	-	-	-	-	-	-
	Total number of male students enrolled in the department												053
	Total number of female students enrolled in the department												056
	Total number of students enrolled in the department												109
	Media Education Research Centre (MERC):												
Year	Ph.D. Doctor Of Philosophy												
	Total	7	7	-	-	-	-	-	-	-	-	7	7
	PWD (Out of Total)	-	-	-	-	-	-	-	-	-	-	-	-
	Muslim Minority (Out of Total)	7	7	-	-	-	-	-	-	-	-	7	7
	Other Minority (Out of Total)	-	-	-	-	-	-	-	-	-	-	-	-
Year	M.A. Master Of Arts (Journalism & Mass Communication)												
1	Total	21	8	-	-	-	1	1	2	-	-	22	11
	PWD (Out of Total)	-	-	-	-	-	-	-	-	-	-	-	-
	Muslim Minority (Out of Total)	21	8	-	-	-	1	1	2	-	-	22	11
	Other Minority (Out of Total)	-	-	-	-	-	-	-	-	-	-	-	-
2	Total	15	17	-	-	-	-	-	-	-	-	15	17
	PWD (Out of Total)	-	-	-	-	-	-	-	-	-	-	-	-



Year	Category	Number of Total Students Enrolled											
		General		SC		ST		OBC		EWS		Total	
		M	F	M	F	M	F	M	F	M	F	M	F
	Muslim Minority (Out of Total)	15	17	-	-	-	-	-	-	-	-	15	17
	Other Minority (Out of Total)	-	-	-	-	-	-	-	-	-	-	-	-
Total number of male students enrolled in the department												44	
Total number of female students enrolled in the department												35	
Total number of students enrolled in the department												79	
Department of Political Science:													
Year	Ph.D. Doctor Of Philosophy												
	Total	-	1	-	-	-	-	-	-	-	-	-	1
	PWD (Out of Total)	-	-	-	-	-	-	-	-	-	-	-	-
	Muslim Minority (Out of Total)	-	1	-	-	-	-	-	-	-	-	-	1
	Other Minority (Out of Total)	-	-	-	-	-	-	-	-	-	-	-	-
Year	M.A. Master Of Arts												
1	Total	30	43	-	-	1	1	7	7	2	1	40	52
	PWD (Out of Total)	-	1	-	-	-	-	-	-	-	-	-	1
	Muslim Minority (Out of Total)	30	43	-	-	1	1	7	7	2	1	40	52
	Other Minority (Out of Total)	-	-	-	-	-	-	-	-	-	-	-	-
2	Total	36	37	-	-	-	1	8	6	2	1	46	45
	PWD (Out of Total)	-	-	-	-	-	-	-	-	-	-	-	-
	Muslim Minority (Out of Total)	36	37	-	-	-	1	8	6	2	1	46	45
	Other Minority (Out of Total)	-	-	-	-	-	-	-	-	-	-	-	-
Total number of male students enrolled in the department												086	
Total number of female students enrolled in the department												098	
Total number of students enrolled in the department												184	
Department of Sociology:													
Year	Ph.D. Doctor Of Philosophy												
	Total	18	9	-	-	-	-	-	-	-	-	18	9
	PWD (Out of Total)	-	-	-	-	-	-	-	-	-	-	-	-
	Muslim Minority (Out of Total)	18	9	-	-	-	-	-	-	-	-	18	9
	Other Minority (Out of Total)	-	-	-	-	-	-	-	-	-	-	-	-
Year	M.A. Master Of Arts												
1	Total	9	44	-	-	1	1	3	10	-	3	13	58
	PWD (Out of Total)	-	-	-	-	-	-	-	-	-	-	-	-
	Muslim Minority (Out of Total)	9	44	-	-	1	1	3	10	-	3	13	58
	Other Minority (Out of Total)	-	-	-	-	-	-	-	-	-	-	-	-
2	Total	8	46	-	-	-	1	7	7	1	3	16	57
	PWD (Out of Total)	-	-	-	-	-	-	-	-	-	-	-	-
	Muslim Minority (Out of Total)	8	46	-	-	-	1	7	7	1	3	16	57
	Other Minority (Out of Total)	-	-	-	-	-	-	-	-	-	-	-	-
Total number of male students enrolled in the department												047	
Total number of female students enrolled in the department												124	
Total number of students enrolled in the department												171	
Department of Social Work:													
Year	Ph.D. Doctor Of Philosophy												
	Total	13	6	-	-	-	-	-	-	-	-	13	6
	PWD (Out of Total)	-	-	-	-	-	-	-	-	-	-	-	-
	Muslim Minority (Out of Total)	13	6	-	-	-	-	-	-	-	-	13	6
	Other Minority (Out of Total)	-	-	-	-	-	-	-	-	-	-	-	-
Year	M.A. Master Of Arts												

Year	Category	Number of Total Students Enrolled											
		General		SC		ST		OBC		EWS		Total	
		M	F	M	F	M	F	M	F	M	F	M	F
1	Total	4	30	-	-	1	-	2	5	-	-	7	35
	PWD (Out of Total)	-	1	-	-	-	-	-	-	-	-	-	1
	Muslim Minority (Out of Total)	4	30	-	-	1	-	2	5	-	-	7	35
	Other Minority (Out of Total)	-	-	-	-	-	-	-	-	-	-	-	-
2	Total	7	30	-	-	-	1	2	4	-	-	9	35
	PWD (Out of Total)	-	-	-	-	-	-	-	-	-	-	-	-
	Muslim Minority (Out of Total)	7	30	-	-	-	1	2	4	-	-	9	35
	Other Minority (Out of Total)	-	-	-	-	-	-	-	-	-	-	-	-
Total number of male students enrolled in the department												029	
Total number of female students enrolled in the department												076	
Total number of students enrolled in the department												105	
Centre for Women's Studies & Research:													
Year	M.A. Master Of Arts												
1	Total	3	20	-	-	-	1	1	-	-	-	4	21
	PWD (Out of Total)	-	-	-	-	-	-	-	-	-	-	-	-
	Muslim Minority (Out of Total)	3	20	-	-	-	1	1	-	-	-	4	21
	Other Minority (Out of Total)	-	-	-	-	-	-	-	-	-	-	-	-
2	Total	3	16	-	-	-	1	-	1	-	-	3	18
	PWD (Out of Total)	-	-	-	-	-	-	-	-	-	-	-	-
	Muslim Minority (Out of Total)	3	16	-	-	-	1	-	1	-	-	3	18
	Other Minority (Out of Total)	-	-	-	-	-	-	-	-	-	-	-	-
Total number of male students enrolled in the department												07	
Total number of female students enrolled in the department												39	
Total number of students enrolled in the department												46	
Total number of male students enrolled in Regular Course											3015		
Total number of female students enrolled in Regular Course											4069		
Total number of students enrolled in Regular Course											7084		

Note:

PWD = Person with Disability

Other Minority = Christians, Sikhs, Buddhists, Zoroastrians (Parsis) and Jains.

SC = Schedule caste

ST = Schedule Tribe

EWS = Economically Weaker Section

OBC: = Various categories like RBA, SN, ALC, Sports, NCC, PH, OSJ, WUP, CDP.



**Table 3.1 - Students Enrolled in Directorate of Distance Education,
Main Campus,**

Distance:

Year	Category	General		SC		ST		OBC		EWS		Total	
		M	F	M	F	M	F	M	F	M	F	M	F
M.A.- Master of Arts (Education)													
1	Total	23	139	-	-	-	-	-	-	-	-	23	139
	PWD (Out of Total)	-	-	-	-	-	-	-	-	-	-	-	-
	Muslim Minority (Out of Total)	23	139	-	-	-	-	-	-	-	-	23	139
	Other Minority (Out of Total)	-	-	-	-	-	-	-	-	-	-	-	-
2	Total	62	217	-	-	-	1	-	2	-	-	62	220
	PWD (Out of Total)	-	-	-	-	-	-	-	-	-	-	-	-
	Muslim Minority (Out of Total)	62	217	-	-	-	1	-	2	-	-	62	220
	Other Minority (Out of Total)	-	-	-	-	-	-	-	-	-	-	-	-
M.Com.- Master of Commerce													
1	Total	28	49	-	-	-	-	-	-	-	-	28	49
	PWD (Out of Total)	-	-	-	-	-	-	-	-	-	-	-	-
	Muslim Minority (Out of Total)	28	49	-	-	-	-	-	-	-	-	28	49
	Other Minority (Out of Total)	-	-	-	-	-	-	-	-	-	-	-	-
2	Total	78	82	-	-	1	-	-	1	-	-	79	83
	PWD (Out of Total)	-	-	-	-	-	-	-	-	-	-	-	-
	Muslim Minority (Out of Total)	78	82	-	-	1	-	-	1	-	-	79	83
	Other Minority (Out of Total)	-	-	-	-	-	-	-	-	-	-	-	-
M.A.- Master of Arts (Economics)													
1	Total	23	32	-	-	-	-	-	-	-	-	23	32
	PWD (Out of Total)	-	-	-	-	-	-	-	-	-	-	-	-
	Muslim Minority (Out of Total)	23	32	-	-	-	-	-	-	-	-	23	32
	Other Minority (Out of Total)	-	-	-	-	-	-	-	-	-	-	-	-
2	Total	40	60	-	-	-	-	-	-	-	-	40	60
	PWD (Out of Total)	-	-	-	-	-	-	-	-	-	-	-	-
	Muslim Minority (Out of Total)	40	60	-	-	-	-	-	-	-	-	40	60
	Other Minority (Out of Total)	-	-	-	-	-	-	-	-	-	-	-	-
M.A.- Master of Arts (English)													
1	Total	4	17	-	-	-	-	-	-	-	-	4	17
	PWD (Out of Total)	-	-	-	-	-	-	-	-	-	-	-	-
	Muslim Minority (Out of Total)	4	17	-	-	-	-	-	-	-	-	4	17
	Other Minority (Out of Total)	-	-	-	-	-	-	-	-	-	-	-	-
2	Total	8	13	-	-	-	-	-	-	-	-	8	13
	PWD (Out of Total)	-	-	-	-	-	-	-	-	-	-	-	-
	Muslim Minority (Out of Total)	8	13	-	-	-	-	-	-	-	-	8	13
	Other Minority (Out of Total)	-	-	-	-	-	-	-	-	-	-	-	-
M.A.- Master of Arts (Urdu)													
1	Total	16	34	-	-	-	-	-	-	-	-	16	34
	PWD (Out of Total)	-	-	-	-	-	-	-	-	-	-	-	-
	Muslim Minority (Out of Total)	16	34	-	-	-	-	-	-	-	-	16	34
	Other Minority (Out of Total)	-	-	-	-	-	-	-	-	-	-	-	-
2	Total	62	122	-	-	-	-	-	-	-	-	62	122
	PWD (Out of Total)	-	-	-	-	-	-	-	-	-	-	-	-
	Muslim Minority (Out of Total)	62	122	-	-	-	-	-	-	-	-	62	122
	Other Minority (Out of Total)	-	-	-	-	-	-	-	-	-	-	-	-
B.Ed. Bachelor of Education													

Year	Category	General		SC		ST		OBC		EWS		Total	
		M	F	M	F	M	F	M	F	M	F	M	F
1	Total	487	1381	7	13	14	28	61	115	3	6	572	1543
	PWD (Out of Total)	–	–	–	–	–	–	–	–	–	–	–	–
	Muslim Minority (Out of Total)	487	1381	7	13	14	28	61	115	3	6	572	1543
	Other Minority (Out of Total)	–	–	–	–	–	–	–	–	–	–	–	–
2	Total	589	1333	3	9	9	17	115	203	–	–	716	1562
	PWD (Out of Total)	–	–	–	–	–	–	–	–	–	–	–	–
	Muslim Minority (Out of Total)	589	1333	3	9	9	17	115	203	–	–	716	1562
	Other Minority (Out of Total)	–	–	–	–	–	–	–	–	–	–	–	–
Year	M.Sc.- Master of Science (Mathematics)												
1	Total	84	37	–	–	–	–	1	–	–	–	85	37
	PWD (Out of Total)	–	–	–	–	–	–	–	–	–	–	–	–
	Muslim Minority (Out of Total)	84	37	–	–	–	–	1	–	–	–	85	37
	Other Minority (Out of Total)	–	–	–	–	–	–	–	–	–	–	–	–
2	Total	101	53	1	–	2	1	20	9	–	–	124	63
	PWD (Out of Total)	–	–	–	–	–	–	–	–	–	–	–	–
	Muslim Minority (Out of Total)	101	53	1	–	2	1	20	9	–	–	124	63
	Other Minority (Out of Total)	–	–	–	–	–	–	–	–	–	–	–	–
Year	Diploma in Pre-Primary Teacher Training Programme (DPPTT)												
1	Total	2	2	–	–	–	–	–	–	–	–	2	2
	PWD (Out of Total)	–	–	–	–	–	–	–	–	–	–	–	–
	Muslim Minority (Out of Total)	2	2	–	–	–	–	–	–	–	–	2	2
	Other Minority (Out of Total)	–	–	–	–	–	–	–	–	–	–	–	–
Year	Certificate Course in Kashmiri Language												
1	Total	3	1	–	–	–	–	–	–	–	–	3	1
	PWD (Out of Total)	–	–	–	–	–	–	–	–	–	–	–	–
	Muslim Minority (Out of Total)	3	1	–	–	–	–	–	–	–	–	3	1
	Other Minority (Out of Total)	–	–	–	–	–	–	–	–	–	–	–	–
Year	Diploma in Business Administration (DBA)												
1	Total	–	–	–	–	–	–	–	–	–	–	–	–
	PWD (Out of Total)	–	–	–	–	–	–	–	–	–	–	–	–
	Muslim Minority (Out of Total)	–	–	–	–	–	–	–	–	–	–	–	–
	Other Minority (Out of Total)	–	–	–	–	–	–	–	–	–	–	–	–
Year	Diploma in Business Entrepreneurship (DBE)												
1	Total	1	–	–	–	–	–	–	–	–	–	1	–
	PWD (Out of Total)	–	–	–	–	–	–	–	–	–	–	–	–
	Muslim Minority (Out of Total)	1	–	–	–	–	–	–	–	–	–	1	–
	Other Minority (Out of Total)	–	–	–	–	–	–	–	–	–	–	–	–
Year	Diploma in Tourism Management (DTM)												
1	Total	2	2	–	–	–	–	–	–	–	–	2	2
	PWD (Out of Total)	–	–	–	–	–	–	–	–	–	–	–	–
	Muslim Minority (Out of Total)	2	2	–	–	–	–	–	–	–	–	2	2
	Other Minority (Out of Total)	–	–	–	–	–	–	–	–	–	–	–	–
Year	Diploma in Web Designing (DWD)												
1	Total	7	6	–	–	–	–	1	–	–	–	8	6
	PWD (Out of Total)	–	–	–	–	–	–	–	–	–	–	–	–
	Muslim Minority (Out of Total)	7	6	–	–	–	–	1	–	–	–	8	6
	Other Minority (Out of Total)	–	–	–	–	–	–	–	–	–	–	–	–
Year	Diploma in Computer Applications (DCA)												
1	Total	15	10	–	–	–	–	–	–	–	–	15	10
	PWD (Out of Total)	–	–	–	–	–	–	–	–	–	–	–	–



Year	Category	General		SC		ST		OBC		EWS		Total	
		M	F	M	F	M	F	M	F	M	F	M	F
	Muslim Minority (Out of Total)	15	10	-	-	-	-	-	-	-	-	15	10
	Other Minority (Out of Total)	-	-	-	-	-	-	-	-	-	-	-	-
Year	Diploma in Home Science (DHS)												
1	Total	2	-	-	-	-	-	-	-	-	-	2	-
	PWD (Out of Total)	-	-	-	-	-	-	-	-	-	-	-	-
	Muslim Minority (Out of Total)	2	-	-	-	-	-	-	-	-	-	2	-
	Other Minority (Out of Total)	-	-	-	-	-	-	-	-	-	-	-	-
Year	Diploma in Cyber Law (DCL)												
1	Total	16	-	-	-	-	-	-	-	-	-	16	-
	PWD (Out of Total)	-	-	-	-	-	-	-	-	-	-	-	-
	Muslim Minority (Out of Total)	16	-	-	-	-	-	-	-	-	-	16	-
	Other Minority (Out of Total)	-	-	-	-	-	-	-	-	-	-	-	-
Year	Diploma in Urdu Journalism (DUJ)												
1	Total	16	4	-	-	-	-	-	-	-	-	16	4
	PWD (Out of Total)	-	-	-	-	-	-	-	-	-	-	-	-
	Muslim Minority (Out of Total)	16	4	-	-	-	-	-	-	-	-	16	4
	Other Minority (Out of Total)	-	-	-	-	-	-	-	-	-	-	-	-
Year	Diploma in Consumer Laws & Practice (DCLP)												
1	Total	1	1	-	-	-	-	-	-	-	-	1	1
	PWD (Out of Total)	-	-	-	-	-	-	-	-	-	-	-	-
	Muslim Minority (Out of Total)	1	1	-	-	-	-	-	-	-	-	1	1
	Other Minority (Out of Total)	-	-	-	-	-	-	-	-	-	-	-	-
Year	M.A. Master of Arts (Islamic Studies)												
1	Total	49	86	1	-	-	-	-	2	-	-	50	88
	PWD (Out of Total)	-	-	-	-	-	-	-	-	-	-	-	-
	Muslim Minority (Out of Total)	49	86	1	-	-	-	-	2	-	-	50	88
	Other Minority (Out of Total)	-	-	-	-	-	-	-	-	-	-	-	-
2	Total	27	40	-	-	1	1	2	3	-	-	30	44
	PWD (Out of Total)	-	-	-	-	-	-	-	-	-	-	-	-
	Muslim Minority (Out of Total)	27	40	-	-	1	1	2	3	-	-	30	44
	Other Minority (Out of Total)	-	-	-	-	-	-	-	-	-	-	-	-
Total number of male students enrolled in											Distance Department		1988
Total number of female students enrolled in											Distance Department		4132
Total number of students enrolled in											Distance Department		6120

Note:

PWD = Person with Disability

Other Minority = Christians, Sikhs, Buddhists, Zoroastrians (Parsis) and Jains.

SC = Schedule caste

ST = Schedule Tribe

OBC: Various categories like RBA, SN, ALC, Sports, NCC, PH, OSJ, WUP, CDP.

Table 3.2 - Students Enrolled in Directorate of Lifelong Learning, Main Campus

Directorate of Life Long Learning:

Month	Category	General		SC		ST		OBC		EWS		Total	
		M	F	M	F	M	F	M	F	M	F	M	F
Certificate Courses Accounts Assistant Using Tally with GST													
3	Total	12	18	-	-	-	-	-	-	-	-	12	18
	PWD (Out of Total)	-	-	-	-	-	-	-	-	-	-	-	-
	Muslim Minority (Out of Total)	12	18	-	-	-	-	-	-	-	-	12	18
	Other Minority (Out of Total)	-	-	-	-	-	-	-	-	-	-	-	-
Certificate Courses Accounts Assistant Using Tally with GST Batch 2nd													
3	Total	17	13	-	-	-	-	-	-	-	-	17	13
	PWD (Out of Total)	-	-	-	-	-	-	-	-	-	-	-	-
	Muslim Minority (Out of Total)	17	13	-	-	-	-	-	-	-	-	17	13
	Other Minority (Out of Total)	-	-	-	-	-	-	-	-	-	-	-	-
Certificate Courses Bridal Mehandi Design Batch 1st													
3	Total	-	30	-	-	-	-	-	-	-	-	-	30
	PWD (Out of Total)	-	-	-	-	-	-	-	-	-	-	-	-
	Muslim Minority (Out of Total)	-	30	-	-	-	-	-	-	-	-	-	30
	Other Minority (Out of Total)	-	-	-	-	-	-	-	-	-	-	-	-
Certificate Courses Bridal Mehandi Design Batch 2nd													
3	Total	-	30	-	-	-	-	-	-	-	-	-	30
	PWD (Out of Total)	-	-	-	-	-	-	-	-	-	-	-	-
	Muslim Minority (Out of Total)	-	30	-	-	-	-	-	-	-	-	-	30
	Other Minority (Out of Total)	-	-	-	-	-	-	-	-	-	-	-	-
Certificate Courses Cutting and Tailoring Basics													
3	Total	2	28	-	-	-	-	-	-	-	-	2	28
	PWD (Out of Total)	-	-	-	-	-	-	-	-	-	-	-	-
	Muslim Minority (Out of Total)	2	28	-	-	-	-	-	-	-	-	2	28
	Other Minority (Out of Total)	-	-	-	-	-	-	-	-	-	-	-	-
Certificate Courses Graphic Designing													
3	Total	13	17	-	-	-	-	-	-	-	-	13	17
	PWD (Out of Total)	-	-	-	-	-	-	-	-	-	-	-	-
	Muslim Minority (Out of Total)	13	17	-	-	-	-	-	-	-	-	13	17
	Other Minority (Out of Total)	-	-	-	-	-	-	-	-	-	-	-	-
Certificate Courses Paper Machine													
3	Total	5	18	-	-	-	-	-	-	-	-	5	18
	PWD (Out of Total)	-	-	-	-	-	-	-	-	-	-	-	-
	Muslim Minority (Out of Total)	5	18	-	-	-	-	-	-	-	-	5	18
	Other Minority (Out of Total)	-	-	-	-	-	-	-	-	-	-	-	-
Certificate Courses Auto Cad- 2D + 3D													
3	Total	14	16	-	-	-	-	-	-	-	-	14	16
	PWD (Out of Total)	-	-	-	-	-	-	-	-	-	-	-	-
	Muslim Minority (Out of Total)	14	16	-	-	-	-	-	-	-	-	14	16
	Other Minority (Out of Total)	-	-	-	-	-	-	-	-	-	-	-	-
Certificate Courses Basic Computer and Internet Batch 1st													
3	Total	16	14	-	-	-	-	-	-	-	-	16	14
	PWD (Out of Total)	-	-	-	-	-	-	-	-	-	-	-	-
	Muslim Minority (Out of Total)	16	14	-	-	-	-	-	-	-	-	16	14



	Other Minority (Out of Total)	-	-	-	-	-	-	-	-	-	-	-	-
Certificate Courses Basic Computer and Internet Batch 2nd													
3	Total	17	13	-	-	-	-	-	-	-	-	17	13
	PWD (Out of Total)	-	-	-	-	-	-	-	-	-	-	-	-
	Muslim Minority (Out of Total)	17	13	-	-	-	-	-	-	-	-	17	13
	Other Minority (Out of Total)	-	-	-	-	-	-	-	-	-	-	-	-
Certificate Courses Domestic Electrical Solutions													
3	Total	19	-	-	-	-	-	-	-	-	-	19	-
	PWD (Out of Total)	-	-	-	-	-	-	-	-	-	-	-	-
	Muslim Minority (Out of Total)	19	-	-	-	-	-	-	-	-	-	19	-
	Other Minority (Out of Total)	-	-	-	-	-	-	-	-	-	-	-	-
Drone Operation and Aerial Photography													
3	Total	23	7	-	-	-	-	-	-	-	-	23	7
	PWD (Out of Total)	-	-	-	-	-	-	-	-	-	-	-	-
	Muslim Minority (Out of Total)	23	7	-	-	-	-	-	-	-	-	23	7
	Other Minority (Out of Total)	-	-	-	-	-	-	-	-	-	-	-	-

Total number of male students enrolled in	Life Long learning	138
Total number of female students enrolled in	Life Long learning	204
Total number of students enrolled in	Life Long learning	342

Grand Total:-

Total number of male students enrolled in the University (Regular + Distance + Lifelong)	5141
Total number of female students enrolled in the University (Regular + Distance + Lifelong)	8405
Total number of students enrolled in the University (Regular + Distance + Lifelong)	13546

Note:

PWD = Person with Disability

Other Minority = Christians, Sikhs, Buddhists, Parsis and Jains.

SC = Schedule caste

ST = Schedule Tribe

OBC: Various categories like RBA, SN, ALC, Sports, NCC, PH, OSJ, WUP, CDP.



**Table 3.3 - Number of Regular Students Enrolled in Zakura Campus,
University of Kashmir, Srinagar**

Year	Category	General		SC		ST		OBC		EWS		Total	
		M	F	M	F	M	F	M	F	M	F	M	F
B. Tech. Bachelor of Technology (Mechanical Engineering)													
1	Total	31	4	–	–	–	–	–	–	–	–	31	4
	PWD (Out of Total)	–	–	–	–	–	–	–	–	–	–	–	–
	Muslim Minority (Out of Total)	31	4	–	–	–	–	–	–	–	–	31	4
	Other Minority (Out of Total)	–	–	–	–	–	–	–	–	–	–	–	–
2	Total	32	18	2	2	2	3	7	5	3	2	46	30
	PWD (Out of Total)	–	–	–	–	–	–	–	–	–	–	–	–
	Muslim Minority (Out of Total)	32	18	2	2	2	3	7	5	3	2	46	30
	Other Minority (Out of Total)	–	–	–	–	–	–	–	–	–	–	–	–
3	Total	41	19	–	–	–	–	–	–	–	–	41	19
	PWD (Out of Total)	–	–	–	–	–	–	–	–	–	–	–	–
	Muslim Minority (Out of Total)	41	19	–	–	–	–	–	–	–	–	41	19
	Other Minority (Out of Total)	–	–	–	–	–	–	–	–	–	–	–	–
4	Total	41	19	–	–	–	–	–	–	–	–	41	19
	PWD (Out of Total)	–	–	–	–	–	–	–	–	–	–	–	–
	Muslim Minority (Out of Total)	41	19	–	–	–	–	–	–	–	–	41	19
	Other Minority (Out of Total)	–	–	–	–	–	–	–	–	–	–	–	–
B. Tech. Bachelor of Technology (Electronics & Communication)													
1	Total	33	12	–	–	1	–	6	–	–	–	40	12
	PWD (Out of Total)	–	–	–	–	–	–	–	–	–	–	–	–
	Muslim Minority (Out of Total)	33	12	–	–	1	–	6	–	–	–	40	12
	Other Minority (Out of Total)	–	–	–	–	–	–	–	–	–	–	–	–
2	Total	19	31	2	2	2	3	5	7	2	3	30	46
	PWD (Out of Total)	–	–	–	–	–	–	–	–	–	–	–	–
	Muslim Minority (Out of Total)	19	31	2	2	2	3	5	7	2	3	30	46
	Other Minority (Out of Total)	–	–	–	–	–	–	–	–	–	–	–	–
3	Total	30	22	–	–	–	–	–	–	–	–	30	22
	PWD (Out of Total)	–	–	–	–	–	–	–	–	–	–	–	–
	Muslim Minority (Out of Total)	30	22	–	–	–	–	–	–	–	–	30	22
	Other Minority (Out of Total)	–	–	–	–	–	–	–	–	–	–	–	–
4	Total	41	19	–	–	–	–	–	–	–	–	41	19
	PWD (Out of Total)	–	–	–	–	–	–	–	–	–	–	–	–
	Muslim Minority (Out of Total)	41	19	–	–	–	–	–	–	–	–	41	19
	Other Minority (Out of Total)	–	–	–	–	–	–	–	–	–	–	–	–
B. Tech. Bachelor of Technology (Electrical)													
1	Total	25	25	2	–	3	2	–	–	3	–	33	27
	PWD (Out of Total)	–	–	–	–	–	–	–	–	–	–	–	–
	Muslim Minority (Out of Total)	25	25	2	–	3	2	–	–	3	–	33	27
	Other Minority (Out of Total)	–	–	–	–	–	–	–	–	–	–	–	–
2	Total	29	21	1	4	1	3	2	3	5	7	38	38
	PWD (Out of Total)	–	–	–	–	–	–	–	–	–	–	–	–
	Muslim Minority (Out of Total)	29	21	1	4	1	3	2	3	5	7	38	38
	Other Minority (Out of Total)	–	–	–	–	–	–	–	–	–	–	–	–
3	Total	33	27	–	–	–	–	–	–	–	–	33	27
	PWD (Out of Total)	–	–	–	–	–	–	–	–	–	–	–	–
	Muslim Minority (Out of Total)	33	27	–	–	–	–	–	–	–	–	33	27
	Other Minority (Out of Total)	–	–	–	–	–	–	–	–	–	–	–	–



Year	Category	General		SC		ST		OBC		EWS		Total	
		M	F	M	F	M	F	M	F	M	F	M	F
4	Total	31	22	–	–	–	–	–	–	–	–	31	22
	PWD (Out of Total)	–	–	–	–	–	–	–	–	–	–	–	–
	Muslim Minority (Out of Total)	31	22	–	–	–	–	–	–	–	–	31	22
	Other Minority (Out of Total)	–	–	–	–	–	–	–	–	–	–	–	–
Year	B. Tech. Bachelor of Technology (Civil Engineering)												
1	Total	50	26	2	–	2	–	1	–	2	–	57	26
	PWD (Out of Total)	–	–	–	–	–	–	–	–	–	–	–	–
	Muslim Minority (Out of Total)	50	26	2	–	2	–	1	–	2	–	57	26
	Other Minority (Out of Total)	–	–	–	–	–	–	–	–	–	–	–	–
2	Total	30	20	2	2	2	3	6	6	2	3	42	34
	PWD (Out of Total)	–	–	–	–	–	–	–	–	–	–	–	–
	Muslim Minority (Out of Total)	30	20	2	2	2	3	6	6	2	3	42	34
	Other Minority (Out of Total)	–	–	–	–	–	–	–	–	–	–	–	–
Year	M. Tech. Electrical Engineering (Power System & Control)												
1	Total	6	6	–	–	–	–	–	–	–	–	6	6
	PWD (Out of Total)	–	–	–	–	–	–	–	–	–	–	–	–
	Muslim Minority (Out of Total)	6	6	–	–	–	–	–	–	–	–	6	6
	Other Minority (Out of Total)	–	–	–	–	–	–	–	–	–	–	–	–
2	Total	6	4	–	–	–	–	–	–	–	–	6	4
	PWD (Out of Total)	–	–	–	–	–	–	–	–	–	–	–	–
	Muslim Minority (Out of Total)	6	4	–	–	–	–	–	–	–	–	6	4
	Other Minority (Out of Total)	–	–	–	–	–	–	–	–	–	–	–	–
Year	M. Tech. Electronics & Communication Engineering												
1	Total	2	2	–	–	–	–	–	–	–	–	2	2
	PWD (Out of Total)	–	–	–	–	–	–	–	–	–	–	–	–
	Muslim Minority (Out of Total)	2	2	–	–	–	–	–	–	–	–	2	2
	Other Minority (Out of Total)	–	–	–	–	–	–	–	–	–	–	–	–
2	Total	1	5	–	–	–	–	–	–	–	–	1	5
	PWD (Out of Total)	–	–	–	–	–	–	–	–	–	–	–	–
	Muslim Minority (Out of Total)	1	5	–	–	–	–	–	–	–	–	1	5
	Other Minority (Out of Total)	–	–	–	–	–	–	–	–	–	–	–	–
Year	M. Tech. Mechanical Engineering (Design Engineering)												
1	Total	6	4	–	–	–	–	–	–	–	–	6	4
	PWD (Out of Total)	–	–	–	–	–	–	–	–	–	–	–	–
	Muslim Minority (Out of Total)	6	4	–	–	–	–	–	–	–	–	6	4
	Other Minority (Out of Total)	–	–	–	–	–	–	–	–	–	–	–	–
2	Total	2	3	–	–	–	–	–	–	–	–	2	3
	PWD (Out of Total)	–	–	–	–	–	–	–	–	–	–	–	–
	Muslim Minority (Out of Total)	2	3	–	–	–	–	–	–	–	–	2	3
	Other Minority (Out of Total)	–	–	–	–	–	–	–	–	–	–	–	–
Total Number of Male Students Enrolled in Zakura Campus										557			
Total Number of Female Students Enrolled in Zakura Campus										369			
Total Number of Students Enrolled in Zakura Campus										926			

Note:

PWD = Person with Disability

Other Minority = Christians, Sikhs, Buddhists, Zoroastrians (Parsis) and Jains.

SC = Schedule caste

ST = Schedule Tribe

OBC: = Various categories like RBA, SN, ALC, Sports, NCC, PH, OSJ, WUP, CDP.



Table 3.4- Number of Students enrolled in North Campus, Baramulla, University of Kashmir

Regular Course:

Year	Category	General		SC		ST		OBC		EWS		Total	
		M	F	M	F	M	F	M	F	M	F	M	F
M. A Master of Arts (English)													
1	Total	2	14	–	–	–	–	–	–	–	–	2	14
	PWD (Out of Total)	–	–	–	–	–	–	–	–	–	–	–	–
	Muslim Minority (Out of Total)	2	14	–	–	–	–	–	–	–	–	2	14
	Other Minority (Out of Total)	–	–	–	–	–	–	–	–	–	–	–	–
2	Total	3	20	–	–	–	1	–	–	–	–	3	21
	PWD (Out of Total)	–	–	–	–	–	–	–	–	–	–	–	–
	Muslim Minority (Out of Total)	3	20	–	–	–	1	–	–	–	–	3	21
	Other Minority (Out of Total)	–	–	–	–	–	–	–	–	–	–	–	–
Master of Computer Applications (M.C.A.)													
1	Total	32	8	–	–	–	–	3	–	–	–	35	8
	PWD (Out of Total)	–	–	–	–	–	–	–	–	–	–	–	–
	Muslim Minority (Out of Total)	32	8	–	–	–	–	3	–	–	–	35	8
	Other Minority (Out of Total)	–	–	–	–	–	–	–	–	–	–	–	–
2	Total	33	8	–	–	–	–	3	–	–	–	36	8
	PWD (Out of Total)	–	–	–	–	–	–	–	–	–	–	–	–
	Muslim Minority (Out of Total)	33	8	–	–	–	–	3	–	–	–	36	8
	Other Minority (Out of Total)	–	–	–	–	–	–	–	–	–	–	–	–
Bachelor of Technology Computer Engineering & Technology (B. Tech.)													
1	Total	45	15	–	–	–	–	5	–	–	–	50	15
	PWD (Out of Total)	–	–	–	–	–	–	–	–	–	–	–	–
	Muslim Minority (Out of Total)	45	15	–	–	–	–	5	–	–	–	50	15
	Other Minority (Out of Total)	–	–	–	–	–	–	–	–	–	–	–	–
2	Total	43	11	–	–	1	–	1	–	1	–	46	11
	PWD (Out of Total)	–	–	–	–	–	–	–	–	–	–	–	–
	Muslim Minority (Out of Total)	43	11	–	–	1	–	1	–	1	–	46	11
	Other Minority (Out of Total)	–	–	–	–	–	–	–	–	–	–	–	–
3	Total	34	13	–	–	1	–	4	1	1	–	40	14
	PWD (Out of Total)	–	–	–	–	–	–	–	–	–	–	–	–
	Muslim Minority (Out of Total)	34	13	–	–	1	–	4	1	1	–	40	14
	Other Minority (Out of Total)	–	–	–	–	–	–	–	–	–	–	–	–
4	Total	39	11	–	–	1	–	3	–	1	–	44	11
	PWD (Out of Total)	–	1	–	–	–	–	–	–	–	–	–	1
	Muslim Minority (Out of Total)	39	11	–	–	1	–	3	–	1	–	44	11
	Other Minority (Out of Total)	–	–	–	–	–	–	–	–	–	–	–	–
Master of Integrated Business Administration (IMBA)													
1	Total	20	15	–	–	–	–	–	–	–	–	20	15
	PWD (Out of Total)	–	–	–	–	–	–	–	–	–	–	–	–
	Muslim Minority (Out of Total)	20	15	–	–	–	–	–	–	–	–	20	15
	Other Minority (Out of Total)	–	–	–	–	–	–	–	–	–	–	–	–
2	Total	19	12	–	–	–	–	1	1	–	–	20	13
	PWD (Out of Total)	–	–	–	–	–	–	–	–	–	–	–	–
	Muslim Minority (Out of Total)	19	12	–	–	–	–	1	1	–	–	20	13
	Other Minority (Out of Total)	–	–	–	–	–	–	–	–	–	–	–	–
3	Total	15	13	1	1	–	–	1	–	–	–	17	14
	PWD (Out of Total)	–	–	–	–	–	–	–	–	–	–	–	–



Year	Category	General		SC		ST		OBC		EWS		Total	
		M	F	M	F	M	F	M	F	M	F	M	F
4	Muslim Minority (Out of Total)	15	13	1	1	-	-	1	-	-	-	17	14
	Other Minority (Out of Total)	-	-	-	-	-	-	-	-	-	-	-	-
	Total	24	13	1	-	1	-	2	-	-	-	28	13
	PWD (Out of Total)	-	-	-	-	-	-	-	-	-	-	-	-
	Muslim Minority (Out of Total)	24	13	1	-	1	-	2	-	-	-	28	13
	Other Minority (Out of Total)	-	-	-	-	-	-	-	-	-	-	-	-
5	Total	22	17	2	-	1	1	3	1	-	-	28	19
	PWD (Out of Total)	-	-	-	-	-	-	-	-	-	-	-	-
	Muslim Minority (Out of Total)	22	17	2	-	1	1	3	1	-	-	28	19
	Other Minority (Out of Total)	-	-	-	-	-	-	-	-	-	-	-	-
Year	Masters of Education (M. Ed.)												
1	Total	8	33	-	-	-	-	-	2	-	-	8	35
	PWD (Out of Total)	-	-	-	-	-	-	-	-	-	-	-	-
	Muslim Minority (Out of Total)	8	33	-	-	-	-	-	2	-	-	8	35
	Other Minority (Out of Total)	-	-	-	-	-	-	-	-	-	-	-	-
2	Total	6	19	-	-	-	-	2	5	-	-	8	24
	PWD (Out of Total)	-	-	-	-	-	-	-	-	-	-	-	-
	Muslim Minority (Out of Total)	6	19	-	-	-	-	2	5	-	-	8	24
	Other Minority (Out of Total)	-	-	-	-	-	-	-	-	-	-	-	-
Year	M. Tech. Computer Science and Engineering												
1	Total	1	1	-	-	-	-	-	-	-	-	1	1
	PWD (Out of Total)	-	-	-	-	-	-	-	-	-	-	-	-
	Muslim Minority (Out of Total)	1	1	-	-	-	-	-	-	-	-	1	1
	Other Minority (Out of Total)	-	-	-	-	-	-	-	-	-	-	-	-
2	Total	2	3	-	-	-	-	-	-	-	-	2	3
	PWD (Out of Total)	-	-	-	-	-	-	-	-	-	-	-	-
	Muslim Minority (Out of Total)	2	3	-	-	-	-	-	-	-	-	2	3
	Other Minority (Out of Total)	-	-	-	-	-	-	-	-	-	-	-	-
Ph.D. Electrical & Computer Engineering													
	Total	1	-	-	-	-	-	-	-	-	-	1	-
	PWD (Out of Total)	-	-	-	-	-	-	-	-	-	-	-	-
	Muslim Minority (Out of Total)	1	-	-	-	-	-	-	-	-	-	1	-
	Other Minority (Out of Total)	-	-	-	-	-	-	-	-	-	-	-	-
Ph.D. English													
	Total	4	6	-	-	-	-	-	-	-	-	4	6
	PWD (Out of Total)	-	-	-	-	-	-	-	-	-	-	-	-
	Muslim Minority (Out of Total)	4	6	-	-	-	-	-	-	-	-	4	6
	Other Minority (Out of Total)	-	-	-	-	-	-	-	-	-	-	-	-
Ph.D. Computer Science													
	Total	7	1	-	-	-	-	-	-	-	-	7	1
	PWD (Out of Total)	-	-	-	-	-	-	-	-	-	-	-	-
	Muslim Minority (Out of Total)	7	1	-	-	-	-	-	-	-	-	7	1
	Other Minority (Out of Total)	-	-	-	-	-	-	-	-	-	-	-	-
Ph.D. Business Management													
	Total	1	1	-	-	-	-	-	-	-	-	1	1
	PWD (Out of Total)	-	-	-	-	-	-	-	-	-	-	-	-
	Muslim Minority (Out of Total)	1	1	-	-	-	-	-	-	-	-	1	1
	Other Minority (Out of Total)	-	-	-	-	-	-	-	-	-	-	-	-

Total Number of Male Students Enrolled in North Campus :	401
Total Number of Female Students Enrolled in North Campus :	247
Total Number of Students Enrolled in North Campus :	648



**Table 3.5- Number of students enrolled in South Campus, Anantnag,
University of Kashmir**

Regular Course:

Year	Category	General		SC		ST		OBC		EWS		Total	
		M	F	M	F	M	F	M	F	M	F	M	F
M.B.A. Master O Business Administration													
1	Total	19	12	-	-	-	-	3	-	-	-	22	12
	PWD(Out of Total)	-	-	-	-	-	-	-	-	-	-	-	-
	Muslim Minority (Out of Total)	19	12	-	-	-	-	3	-	-	-	22	12
	Other Minority (Out of Total)	-	-	-	-	-	-	-	-	-	-	-	-
2	Total	19	20	-	-	-	-	-	-	-	-	19	20
	PWD(Out of Total)	-	-	-	-	-	-	-	-	-	-	-	-
	Muslim Minority (Out of Total)	19	20	-	-	-	-	-	-	-	-	19	20
	Other Minority (Out of Total)	-	-	-	-	-	-	-	-	-	-	-	-
M.A. Master of Arts (English)													
1	Total	5	14	-	-	-	-	-	-	-	-	5	14
	PWD(Out of Total)	-	-	-	-	-	-	-	-	-	-	-	-
	Muslim Minority (Out of Total)	5	14	-	-	-	-	-	-	-	-	5	14
	Other Minority (Out of Total)	-	-	-	-	-	-	-	-	-	-	-	-
2	Total	6	26	-	-	-	-	-	-	-	-	6	26
	PWD(Out of Total)	-	-	-	-	-	-	-	-	-	-	-	-
	Muslim Minority (Out of Total)	6	26	-	-	-	-	-	-	-	-	6	26
	Other Minority (Out of Total)	-	-	-	-	-	-	-	-	-	-	-	-
M.A. Master of Education													
1	Total	6	48	-	-	-	-	-	8	-	-	6	56
	PWD(Out of Total)	-	-	-	-	-	-	-	-	-	-	-	-
	Muslim Minority (Out of Total)	6	48	-	-	-	-	-	8	-	-	6	56
	Other Minority (Out of Total)	-	-	-	-	-	-	-	-	-	-	-	-
2	Total	6	66	-	-	-	-	-	-	-	-	6	66
	PWD(Out of Total)	-	-	-	-	-	-	-	-	-	-	-	-
	Muslim Minority (Out of Total)	6	66	-	-	-	-	-	-	-	-	6	66
	Other Minority (Out of Total)	-	-	-	-	-	-	-	-	-	-	-	-
M.Sc. Master of Science (Mathematics)													
1	Total	24	18	-	-	-	-	4	4	-	-	28	22
	PWD(Out of Total)	-	-	-	-	-	-	-	-	-	-	-	-
	Muslim Minority (Out of Total)	24	18	-	-	-	-	4	4	-	-	28	22
	Other Minority (Out of Total)	-	-	-	-	-	-	-	-	-	-	-	-
2	Total	44	16	-	-	2	-	-	-	-	-	46	16
	PWD(Out of Total)	1	-	-	-	-	-	-	-	-	-	1	-
	Muslim Minority (Out of Total)	44	16	-	-	2	-	-	-	-	-	46	15
	Other Minority (Out of Total)	-	1	-	-	-	-	-	-	-	-	-	1
M.Ed. Master Of Education													
1	Total	6	36	-	-	-	-	-	-	-	-	6	36
	PWD(Out of Total)	-	-	-	-	-	-	-	-	-	-	-	-
	Muslim Minority (Out of Total)	6	36	-	-	-	-	-	-	-	-	6	36
	Other Minority (Out of Total)	-	-	-	-	-	-	-	-	-	-	-	-
2	Total	8	49	-	-	-	-	-	-	-	-	8	49
	PWD(Out of Total)	-	-	-	-	-	-	-	-	-	-	-	-
	Muslim Minority (Out of Total)	8	49	-	-	-	-	-	-	-	-	8	49
	Other Minority (Out of Total)	-	-	-	-	-	-	-	-	-	-	-	-



Year	Category	General		SC		ST		OBC		EWS		Total	
		M	F	M	F	M	F	M	F	M	F	M	F
M.C.A. Master of Computer Applications													
1	Total	27	10	–	–	–	–	3	–	–	–	30	10
	PWD(Out of Total)	–	–	–	–	–	–	–	–	–	–	–	–
	Muslim Minority (Out of Total)	27	10	–	–	–	–	3	–	–	–	30	10
	Other Minority (Out of Total)	–	–	–	–	–	–	–	–	–	–	–	–
2	Total	32	9	–	–	–	–	–	–	–	–	32	9
	PWD(Out of Total)	–	–	–	–	–	–	–	–	–	–	–	–
	Muslim Minority (Out of Total)	32	9	–	–	–	–	–	–	–	–	32	9
	Other Minority (Out of Total)	–	–	–	–	–	–	–	–	–	–	–	–
3	Total	21	18	–	–	–	–	–	–	–	–	21	18
	PWD(Out of Total)	–	–	–	–	–	–	–	–	–	–	–	–
	Muslim Minority (Out of Total)	21	18	–	–	–	–	–	–	–	–	21	18
	Other Minority (Out of Total)	–	–	–	–	–	–	–	–	–	–	–	–
M.A. Master of Arts (Urdu)													
1	Total	3	34	–	–	–	–	1	1	–	–	4	35
	PWD(Out of Total)	–	–	–	–	–	–	–	–	–	–	–	–
	Muslim Minority (Out of Total)	3	34	–	–	–	–	1	1	–	–	4	35
	Other Minority (Out of Total)	–	–	–	–	–	–	–	–	–	–	–	–
2	Total	6	47	–	–	1	–	–	–	–	–	7	47
	PWD(Out of Total)	2	–	–	–	–	–	–	–	–	–	2	–
	Muslim Minority (Out of Total)	6	47	–	–	1	–	–	–	–	–	7	47
	Other Minority (Out of Total)	–	–	–	–	–	–	–	–	–	–	–	–
B.Sc. Bachelor Of Science (Nursing)													
1	Total	14	22	–	–	–	1	1	4	–	–	15	27
	PWD(Out of Total)	–	–	–	–	–	–	–	–	–	–	–	–
	Muslim Minority (Out of Total)	14	22	–	–	–	1	1	4	–	–	15	27
	Other Minority (Out of Total)	–	–	–	–	–	–	–	–	–	–	–	–
2	Total	24	22	–	–	–	–	–	–	–	–	24	22
	PWD(Out of Total)	–	–	–	–	–	–	–	–	–	–	–	–
	Muslim Minority (Out of Total)	24	22	–	–	–	–	–	–	–	–	24	22
	Other Minority (Out of Total)	–	–	–	–	–	–	–	–	–	–	–	–
3	Total	28	17	–	2	–	1	–	–	–	–	28	20
	PWD(Out of Total)	–	–	–	–	–	–	–	–	–	–	–	–
	Muslim Minority (Out of Total)	28	17	–	2	–	1	–	–	–	–	28	20
	Other Minority (Out of Total)	–	–	–	–	–	–	–	–	–	–	–	–
4	Total	14	38	1	–	–	–	–	–	–	–	15	38
	PWD(Out of Total)	–	–	–	–	–	–	–	–	–	–	–	–
	Muslim Minority (Out of Total)	14	38	1	–	–	–	–	–	–	–	15	38
	Other Minority (Out of Total)	–	–	–	–	–	–	–	–	–	–	–	–
Ph.D. Doctor of Philosophy Business Administration													
3	Total	7	1	–	–	–	–	–	–	–	–	7	1
	PWD(Out of Total)	–	–	–	–	–	–	–	–	–	–	–	–
	Muslim Minority (Out of Total)	7	1	–	–	–	–	–	–	–	–	7	1
	Other Minority (Out of Total)	–	–	–	–	–	–	–	–	–	–	–	–
Ph.D. Doctor of Philosophy (English)													
3	Total	2	9	–	–	–	1	–	–	–	–	2	10
	PWD(Out of Total)	–	–	–	–	–	–	–	–	–	–	–	–
	Muslim Minority (Out of Total)	2	9	–	–	–	1	–	–	–	–	2	10



Year	Category	General		SC		ST		OBC		EWS		Total	
		M	F	M	F	M	F	M	F	M	F	M	F
	Other Minority (Out of Total)	-	-	-	-	-	-	-	-	-	-	-	-
Ph.D. Doctor of Philosophy (Education)													
3	Total	-	3	-	-	-	-	-	-	-	-	-	3
	PWD(Out of Total)	-	-	-	-	-	-	-	-	-	-	-	-
	Muslim Minority (Out of Total)	-	2	-	-	-	-	-	-	-	-	-	2
	Other Minority (Out of Total)	-	1	-	-	-	-	-	-	-	-	-	1
Ph.D. Doctor of Philosophy (Mathematics)													
3	Total	6	2	-	-	1	-	-	-	-	-	7	2
	PWD(Out of Total)	-	-	-	-	-	-	-	-	-	-	-	-
	Muslim Minority (Out of Total)	6	2	-	-	1	-	-	-	-	-	7	2
	Other Minority (Out of Total)	-	-	-	-	-	-	-	-	-	-	-	-
Ph.D. Doctor of Philosophy (Computer Science)													
	Total	1	-	-	-	-	-	1	-	-	-	2	-
	PWD(Out of Total)	-	-	-	-	-	-	-	-	-	-	-	-
	Muslim Minority (Out of Total)	1	-	-	-	-	-	1	-	-	-	2	-
	Other Minority (Out of Total)	-	-	-	-	-	-	-	-	-	-	-	-

Total Number of Male Students Enrolled in the Department :

346

Total Number of Female Students Enrolled in the Department :

559

Total Number of Students Enrolled in the Department :

905

Note:

PWD = Person with Disability

Other Minority = Christians, Sikhs, Buddhists, Zoroastrians (Parsis) and Jains.



Table 4.0 – Consolidated Gender-Wise enrolment details in Main and Satellite Campuses 2022-23

S. No.	Campus/s	Male	Female	Total
1	Main Campus (Regular)	3015	4069	7084
2	Main Campus (DDE*)	1988	4132	6120
3	Main Campus (DLL*)	0138	0204	0342
4	Zakura Campus	0557	0369	0926
5	North Campus	0401	0247	0648
6	South Campus	0346	0559	0905
Total Enrolment in Main & Satellite Campuses		6445	9580	16025

(* DDE :- Directorate of Distance Education)

(*DLL: - Directorate of Life Long Learning)

Table 4.1 – Consolidated Categories Wise figure of student enrolment

Category Name	Male	Female	Total
General	5600	8573	14173
OBC	0679	0811	01490
ST	0097	0122	00219
EWS	0040	0038	00078
SC	0029	0036	00065
Grand Total	6445	9580	16025

Table 4.2 –Consolidated category wise break up of student enrolment in Main & Satellite Campuses

Campus/s	Category	Male	Female	Total
Main (Regular)	General	2538	3568	6106
	OBC	0411	0428	0839
	ST	0048	0055	0103
	SC	0001	0001	0002
	EWS	0017	0017	0034
	Total Regular		3015	4069
Main (DDE*)	General	1746	3721	5467
	OBC	0200	0335	0535
	ST	0027	0048	0075
	SC	0012	0022	0034
	EWS	0003	0006	0009
	Total DDE		1988	4132
Main (DLL*)	General	0138	0204	0342
Zakura	General	0489	0309	0798
	OBC	0027	0021	0048
	ST	0013	0014	0027
	SC	0011	0010	0021
	EWS	0017	0015	0032
	Total Zakura		0557	0369
South	General	0328	0537	0865
	OBC	0013	0017	0030
	ST	0004	0003	0007
	SC	0001	0002	0003
	EWS	0000	0000	0000
	Total South		0346	0559
North	General	0361	0234	0595
	OBC	0028	0010	0038
	ST	0005	0002	0007
	SC	0004	0001	0005
	EWS	0003	0000	0003
	Total North		0401	0247
Grand Total		6445	6580	16025

(* OBC: various categories like RBA, SN, ALC, Sports, NCC, PH, OSJ, WUP, CDP)

(* DDE :- Directorate of Distance Education)

(*DLL: - Directorate of Life Long Learning)



Table 4.3 – Consolidated School wise category break up of Student enrolment at Main Campuses

Schools	Category	Male	Female	Total
Applied Science & Technology	General	266	373	639
	OBC	044	026	070
	ST	004	003	007
	SC	001	000	001
	EWS	000	000	000
	Total	315	402	717
Arts, Languages & Literature	General	289	595	884
	OBC	034	066	100
	ST	001	005	006
	SC	000	000	000
	EWS	000	000	000
	Total	324	666	990
Biological Science	General	209	402	611
	OBC	032	057	089
	ST	002	006	008
	SC	000	000	000
	EWS	004	000	004
	Total	247	465	712
Business Studies	General	444	349	793
	OBC	073	038	111
	ST	009	004	0013
	SC	000	000	000
	EWS	003	002	0005
	Total	529	393	922
Earth & Environmental Science	General	183	187	370
	OBC	032	033	035
	ST	001	003	004
	SC	000	000	000
	EWS	000	002	002
	Total	216	225	441
Educational & Behavioural Science	General	102	442	544
	OBC	026	052	078
	ST	002	008	010
	SC	000	000	000
	EWS	002	001	003
	Total	132	503	635
Law	General	277	305	582
	OBC	067	057	124
	ST	018	008	026
	SC	000	001	001
	EWS	003	003	006
	Total	365	374	739

Physical & Mathematical Science	General	306	215	521
	OBC	044	024	068
	ST	006	003	009
	SC	000	000	000
	EWS	000	000	000
	Total	356	242	598
Social Science	General	462	700	1162
	OBC	059	075	134
	ST	005	015	020
	SC	000	000	000
	EWS	005	009	014
	Total	531	799	1330
Grand Total		3015	4069	7084

Table 4.4 - Consolidated School wise Male Female Enrolment in Main and Satellite Campuses

S. No.	Campus	School	Male	Female	Total
1	Main	Applied Science & Technology	315	402	717
2		Arts, Languages & Literature	324	666	990
3		Biological Science	247	465	712
4		Business Studies	529	393	922
5		Earth & Environmental Science	216	225	441
6		Educational & Behavioural Science	132	503	635
7		Law	365	374	739
8		Physical & Mathematical Science	356	242	598
9		Social Science	531	799	1330
Total			3015	4069	7084
10	Directorate of Distance Education (DDE)		1988	4132	6120
11	Directorate of Lifelong Learning (DLL)		0138	0204	0342
1	Zakura	B. Tech. Mechanical Engineering	0159	0072	0231
2		B. Tech. Electronics & Communication	0141	0099	0240
3		B. Tech. Electrical Engineering	0135	0114	0249
4		B. Tech. Civil Engineering	0099	0060	0159
5		M. Tech. Electrical Engineering	0012	0010	0022
6		M. Tech. Electronics & Communication	0003	0007	0010
7		M. Tech. Mechanical Engineering	0008	0007	0015
Total			0557	0369	0926
1	North	M. A English	0005	0035	0040
2		M.C.A.	0071	0016	0087
3		B.Tech Computer Engineering	0180	0051	0231
4		I.M.B.A.	0113	0074	0187
5		M.Ed. Masters of Education	0016	0059	0075
6		M.Tech.	0003	0004	0007
7		P.hD.	0013	0008	0021



Total			401	247	648
1	South	M.B.A.	41	32	73
2		M.A. English	11	40	51
3		M.A. Education	12	122	134
4		M.sc Mathematics	74	38	112
5		M.Ed. Masters of Education	14	85	99
6		M.C.A.	83	37	120
7		M.A. Urdu	11	82	93
8		B.Sc. Nursing	82	107	189
9		P.hD.	18	16	34
Total			346	559	905
GRAND TOTAL MAIN & SATELLITE CAMPUSES			6445	9580	16025

Table 5.0 - Number of Scholars Registered /Awarded for Ph.D.

		Registered in 2022-23			Awarded in 2022-23			Total under supervision		
		Male	Female	Total	Male	Female	Total	Male	Female	Total
Arabic	Ph.D	3	1	4	5	0	5	6	0	6
Bio-Chemistry	Ph.D	0	0	0	0	8	8	4	2	6
Bio-Resources	Ph.D	0	1	1	5	2	7	0	1	0
Bio-Technology	Ph.D	2	1	3	3	0	3	3	3	6
Botany	Ph.D	0	1	1	6	6	12	33	25	58
Center of Research for Development (CORD)	Ph.D	1	0	1	3	0	3	3	0	3
Centre of Central Asian Studies (CCAS)	Ph.D	5	2	7	3	2	5	27	19	46
Chemistry	Ph.D	0	0	0	2	1	3	9	4	13
Clinical Bio-Chemistry	Ph.D	1	0	1	4	2	6	3	1	4
Commerce	Ph.D	3	2	5	2	1	3	25	11	36
Computer Sciences	Ph.D	4	8	12	5	0	5	7	1	8
Distance Education	Ph.D	1	2	3		0	0	11	9	20
Earth Sciences	Ph.D	0	0	0	0	0	0	1	0	1
Economics	Ph.D	1	3	4	5	2	7	6	10	16
Education	Ph.D	0	0	0	2	0	2	8	15	23
EMMRC	Ph.D	0	1	1	0	0	0	0	0	0
Electronics & Instrumentation Technology	Ph.D	2	1	3	2	5	7	5	2	7
English	Ph.D	0	0	0	1	4	5	5	5	10
Environmental Science	Ph.D	0	0	0	8	0	8	0	0	0
Food Science & Technology	Ph.D	1	0	1	1	7	8	1	5	6
Geography & Regional Development	Ph.D	2	2	4	4	2	6	13	11	24
Geo-informatics	Ph.D	0	1	1	1	0	1	0	0	0
Hindi	Ph.D	0	0	0	2	5	7	0	13	13
History	Ph.D	6	2	8	4	3	7	4	0	4
Home Science	Ph.D	0	1	1	0	6	6	0	5	5
Institute of Kashmir Studies	Ph.D	3	1	4	1	0	1	3	0	3
IoT Zakura	Ph.D	0	0	0	0	0	0	1	0	1
Iqbal Institute of Culture & Philosophy	Ph.D				1	1	2	0	0	0
Kashmiri	Ph.D	3	0	3	12	0	12	4	1	5
Law	Ph.D	0	1	1	2	0	2	6	15	21
Library & Information Science	Ph.D	1	3	4	2	4	6	3	2	5
Linguistics	Ph.D	1	1	2	3	0	3	4	1	5



		Registered in 2022-23			Awarded in 2022-23			Total under supervision		
		Male	Female	Total	Male	Female	Total	Male	Female	Total
Mathematics	Ph.D	1	0	1	1	1	2	2	2	4
Media Education & Research Centre (MERC)	Ph.D	0	1	1	3	0	3	3	4	7
Nanotechnology	Ph.D	1	1	2	1	0	1	1	4	5
North Campus Computer Science	Ph.D	0	0	0	0	0	0	3	1	4
North Campus Management Studies	Ph.D	1	0	1	0	0	0	0	1	1
Persian	Ph.D	2	0	2	4	3	7	7	2	9
Pharmaceutical Sciences	Ph.D	0	0	0	0	0	0	0	7	7
Physics	Ph.D	0	0	0	5	2	7	1	0	1
Political Science	Ph.D	1	3	4	7	0	7	19	2	21
Psychology	Ph.D	3	6	9	1	3	4	2	0	2
Sanskrit	Ph.D	0	2	2	1	3	4	3	1	4
Shah-I-Hamdan Institute of Islamic Studies	Ph.D	0	0	0	2	3	5	3	0	3
Sheikh-ul-Alam Studies	Ph.D	0	0	0	1	0	1	0	0	0
Social Work	Ph.D	1	3	4	0	0	0	6	11	17
Sociology	Ph.D	5	2	7	4	4	8	6	5	11
South Campus mathematics	Ph.D	3	1	4	1	0	1	0	0	0
South Campus Computer Science	Ph.D	1	0	1	0	0	0	0	0	0
South Campus English	Ph.D.	0	0	0	0	0	0	0	4	4
South Campus Management Studies	Ph.D	2	0	2	0	0	0	4	0	4
Statistics	Ph.D	1	0	1	0	0	0	4	1	5
Management Studies	Ph.D	15	12	27	3	5	8	26	19	45
Urdu	Ph.D	2	0	2	11	1	12	5	2	7
Zoology	Ph.D	8	3	11	6	5	11	25	14	39
	Total	87	69	156	140	91	131	315	241	556

Table 6.0 - Examination Results (Main Campus)

Result Statistics of PG Regular and Distance courses

Course Code	Course Name	Category	Male Appeared	Male Passed	Female Appeared	Female Passed	Total Appeared	Total Passed	Total CGPA >6
LLM	Masters in Laws(LLM)	General	3	3	3	3	6	6	6
		OBC	X	X	2	2	2	2	2
Total			3	3	5	5	8	8	8
MAAR	Master of Arts (Arabic)	General	21	20	21	20	42	40	40
		ST	2	2	x	x	2	2	2
		OBC	7	6	4	4	11	10	10
Total			30	28	25	24	55	52	52
MAEC	Master of Arts (Economics)	General	29	18	23	18	52	36	36
		ST	2	1	X	X	2	1	1
		OBC	15	9	10	6	25	15	13
Total			46	28	33	24	79	52	50
MAED	Master of Arts (Education)	General	28	23	61	55	89	78	78
MAED	Master of Arts (Education)	ST	X	X	1	1	1	1	1
MAED	Master of Arts (Education)	OBC	6	6	14	14	20	20	20
Total			34	29	76	70	110	99	99
MAGE	Master of arts (English)	General	17	6	20	9	37	15	14
		ST	X	x	1	x	1	X	X
		OBC	2	1	5	3	7	4	3
Total			19	7	26	12	45	19	17
MAGG	M.A/M.SC Geography	General	15	15	10	10	25	25	25
		OBC	7	5	6	6	13	11	11
Total			22	20	16	16	38	36	36
MAGS	Master of Arts in Gender Studies	General	4	3	15	15	19	18	18
		ST	X	X	1	1	1	1	1
		OBC	X	X	2	2	2	2	2
Total			4	3	18	18	22	21	21
MAHI	Master of Arts (Hindi)	General	X	X	1	1	1	1	1
Total			X	X	1	1	1	1	1
MAHS	Master of Arts(History)	General	40	33	22	20	62	53	53
		ST	1	X	X	X	1	X	X
		OBC	7	5	2	2	9	7	7
Total			48	38	24	22	72	60	60
MAIS	Master of Arts (Islamic Studies)	General	19	19	20	19	39	38	38
		OBC	11	10	10	9	21	19	19
Total			30	29	30	28	60	57	57
MAKR	Master of Arts(Kashmiri)	General	16	16	34	34	50	50	50
MAKR	Master of Arts(Kashmiri)	ST	X	X	1	1	1	1	1
MAKR	Master of Arts(Kashmiri)	OBC	2	2	6	6	8	8	8
Total			18	18	41	41	59	59	59
MALN	Master of Arts(Linguistic)	OM	X	X	11	11	11	11	11
Total			X	X	11	11	11	11	11
MAMA	M.A / M.SC (Mathematics)	General	75	52	57	41	132	93	93
		ST	1	X	X	X	1	X	X
		OBC	18	10	5	3	23	13	13
Total			94	62	62	44	156	106	106



Course Code	Course Name	Category	Male Appeared	Male Passed	Female Appeared	Female Passed	Total Appeared	Total Passed	Total CGPA >6
MAMCJ	M.A. in Mass Communication and Journalism	General	11	11	12	12	23	23	23
		ST	1	X	X	X	1	X	X
		OBC	3	3	2	2	5	5	5
Total			15	14	14	14	29	28	28
MAPR	Master of Arts(Persian)	General	3	3	5	5	8	8	8
Total			3	3	5	5	8	8	8
MAPS	Master of arts (Political Science)	General	32	29	25	24	57	53	53
		ST	1	1	1	1	2	2	2
		OBC	10	9	7	7	17	16	16
Total			43	39	33	32	76	71	71
MAPY	Master of Arts(Psychology)	General	15	14	36	34	51	48	48
MAPY	Master of Arts(Psychology)	ST	X	X	1	1	1	1	1
MAPY	Master of Arts(Psychology)	OBC	5	5	8	8	13	13	13
Total			20	19	45	43	65	62	62
MASO	Master of Arts (Sociology)	General	25	24	26	24	51	48	48
		ST	1	1	X	X	1	1	1
		OBC	6	5	5	4	11	9	9
Total			32	30	31	28	63	58	58
MASW	Master of Arts (Social Work)	General	14	14	15	15	29	29	29
		ST	X	X	1	1	1	1	1
		OBC	2	2	6	6	8	8	8
Total			16	16	22	22	38	38	38
MAUR	Master of Arts(Urdu)	OM	31	30	67	64	98	94	94
		ST	1	1	2	2	3	3	3
		OBC	9	9	20	20	29	29	29
Total			41	40	89	86	130	126	126
MBA	Master of Business Administration	General	87	67	63	59	150	126	126
		ST	X	X	X	X	X	X	X
		OBC	7	6	2	2	9	8	8
Total			94	73	65	61	159	134	134
MCOM	Master of Commerce	General	56	32	15	12	71	44	44
		ST	2	2	X	X	2	2	2
		OBC	8	5	5	2	13	7	7
Total			66	39	20	14	86	53	53
MED	M.ED Program	General	17	17	87	84	104	101	101
		ST	X	X	1	1	1	1	1
		OBC	2	1	25	24	27	25	25
Total			19	18	113	109	132	127	127
MBA FM	Master of Business Administration(Financial Management)	General	20	12	11	9	31	21	21
		OBC	2	2	X	X	2	2	2
Total			22	14	11	9	33	23	23
MLIS	Master of Science (Library & Information Science)	General	20	20	14	14	34	34	34
		ST	1	1	X	X	1	1	1
		OBC	5	5	2	2	7	7	7
Total			26	26	16	16	42	42	42
MPED	Master of Physical Education	General	3	3	3	2	6	5	5



Course Code	Course Name	Category	Male Appeared	Male Passed	Female Appeared	Female Passed	Total Appeared	Total Passed	Total CGPA >6
Total			3	3	3	2	6	5	5
MSBC	Master of Science (Biochemistry)	General	9	9	17	17	26	26	26
		OBC	1	1	5	5	6	6	6
Total			10	10	22	22	32	32	32
MSBO	Master of Science(Botany)	General	7	7	32	32	39	39	39
		ST	X	X	1	1	1	1	1
		OBC	6	6	10	10	16	16	16
Total			13	13	43	43	56	56	56
MSBR	Master of Science (Bio resources)	General	6	6	11	11	17	17	17
		OBC	X	X	3	3	3	3	3
Total			6	6	14	14	20	20	20
MSBT	Master of Science(Biotechnology)	General	5	5	5	5	10	10	10
		OBC	1	1	3	3	4	4	4
Total			6	6	8	8	14	14	14
MSCBC	Master of science (Clinical biochemistry)	General	8	8	19	19	27	27	27
		OBC	1	1	3	3	4	4	4
Total			9	9	22	22	31	31	31
MSCH	Master of science(chemistry)	General	26	26	27	19	53	45	45
		ST	1	X	1	1	2	1	1
		OBC	7	7	2	2	9	9	9
Total			34	33	30	22	64	55	55
MSCIT	Master of Information Technology	General	24	20	10	10	30	30	30
		ST	1	1	x	x	1	1	1
		OBC	3	2	2	2	5	4	4
Total			28	23	12	12	40	35	35
MSDM	Master of Disaster Management	General	5	5	4	4	9	9	9
		ST	1	1	X	X	1	1	1
		OBC	3	3	3	3	6	6	6
Total			9	9	7	7	16	16	16
MSELX	Master of Science (Electronics)	General	18	16	3	3	21	19	19
		OBC	2	1	x	x	2	1	1
Total			20	17	3	3	23	20	20
MSES	Master of Science (Environmental Science)	General	9	8	8	7	17	15	15
		ST	1	X	X	X	1	X	X
		OBC	4	4	2	2	6	6	5
Total			14	12	10	9	24	21	20
MSFST	Master of science (Food Science & Technology)	General	2	2	18	16	20	18	18
		OBC	x	x	4	2	4	2	2
Total			2	2	22	18	24	20	20
MSGI	Master of Science (Geo informatics)	General	1	1	9	9	10	10	10
		OBC	X	X	2	1	2	1	1
Total			1	1	11	10	12	11	11
MSGO	Master of Science(Applied Geology)	General	10	10	4	4	14	14	14
		ST	1	1	X	X	1	1	1
		OBC	7	7	1	1	8	8	8
Total			18	18	5	5	23	23	23
MSHSCDC	Dietetics & Clinical Nutrition	General	x	x	6	6	6	6	6



Course Code	Course Name	Category	Male Appeared	Male Passed	Female Appeared	Female Passed	Total Appeared	Total Passed	Total CGPA >6
LN									
Total			x	x	6	6	6	6	6
MSHSCEC	Extension & communication	General	X	X	1	1	1	1	1
Total			X	X	1	1	1	1	1
MSMB	Master of Science in Microbiology	General	4	4	6	6	10	10	10
		OBC	1	1	2	2	3	3	3
Total			5	5	8	8	13	13	13
MSNT	Master of Science in Nanotechnology	OM	4	3	5	5	9	8	8
		OBC	2	2	1	1	3	3	3
Total			6	5	6	6	12	11	11
MSPH	Master of Science(Physics)	General	29	29	14	14	43	43	43
		ST	1	1	X	X	1	1	1
		OBC	16	15	2	2	18	17	17
Total			46	45	16	16	62	61	61
MSST	Master of Science (Statistics)	General	21	15	22	19	43	34	34
		OBC	6	4	5	3	11	7	7
Total			27	19	27	22	54	41	41
MSZO	Master of Science (Zoology)	General	21	21	20	20	41	41	41
		ST	1	1	X	X	1	1	1
		OBC	7	7	9	9	16	16	16
Total			29	29	29	29	58	58	58
MTECHCS	Master of Technology in Computer Sciences	General	6	6	10	10	16	16	16
		OBC	2	2	2	2	4	4	4
Total			8	8	12	12	20	20	20
MTECHES	Master of Technology in embedded systems & Solutions	General	11	10	15	15	26	25	25
		OBC	x	x	2	2	2	2	2
Total			11	10	17	17	28	27	27
MTECHME	Master of Technology in Mechanical Engineering	OM	8	7	1	1	9	8	8
Total			8	7	1	1	9	8	8
MTHM	Master of Tourism & Travel Management	General	20	18	10	9	30	27	27
		OBC	2	1	2	1	4	2	2
Total			22	19	12	10	34	29	29
Grand Total (Regular Main Campus)			1080	905	1179	1080	2259	1985	1980
PG (Distance Courses)									
MAEC	Master of Arts(Economics)	General	8	2	16	7	24	9	6
MAEC	Master of Arts(Economics)	OBC	X	X	1	1	1	1	X
Total			8	2	17	8	25	10	6
MAGE	Master of Arts(English)	OM	4	1	15	11	19	12	9
Total			4	1	15	11	19	12	9
MAMA	M.A / M.Sc. (Mathematics)	General	30	2	39	4	69	6	3
		ST	X	X	3	X	3	X	X
		OBC	6	X	10	X	16	X	X
Total			36	2	52	4	88	6	3
MAUR	Master of Arts(Urdu)	General	47	20	146	63	193	83	77



Course Code	Course Name	Category	Male Appeared	Male Passed	Female Appeared	Female Passed	Total Appeared	Total Passed	Total CGPA >6
MAUR	Master of Arts(Urdu)	ST	X	X	2	2	2	2	X
Total			47	20	148	65	195	85	77
MCOM	Master of Commerce	General	29	11	77	43	106	54	53
Total			29	11	77	43	106	54	53
Grand Total			124	36	309	131	433	167	148

Table 6.1 - Examination Results (Zakura Campus)

REGULAR MODE:-

Programme	Discipline / Subject	Students Appeared in Final Year		Total Number of Students Passed / Awarded Degree		Students Passed with 60% or above	
		Male	Female	Male	Female	Male	Female
B. Tech.-Bachelor of Technology	Mechanical Engineering	53	15	26	15	22	11
B. Tech.-Bachelor of Technology	Electronics & Communication	45	17	38	17	34	17
B.Tech.-Bachelor of Technology	Electrical	46	21	39	19	35	17
Total		144	53	103	51	91	45

Total Number of Students Appeared in Final Year Examination:- 197

Total Number of Students Passed / Awarded Degree in Regular Mode:- 154

Total Number of Male Passed / Awarded Degree in Regular Mode:- 103

Total Number of Female Passed / Awarded Degree in Regular Mode:- 051



Table 6.2- Examination Results (North Campus)

REGULAR MODE:-

Programme	Discipline / Subject	Students Appeared in Final Year		Students Passed / Awarded Degree		Students Passed with 60% or above	
		Male	Female	Male	Female	Male	Female
M.C.A. Master of Computer Applications	Computer Application	20	17	9	11	9	10
B.Tech. Bachelor of Technology	Computer Engineering	42	21	36	16	25	14
M.B.A. Master of Business Administration	Business Administration	17	9	–	–	–	–
M.A.English	English	2	21	1	15	–	8
Total		81	68	46	42	34	32

Total Number of Students Appeared in Final Year Examination:- 149

Total Number of Male Passed / Awarded Degree in Regular Mode:- 046

Total Number of Female Passed / Awarded Degree in Regular Mode:- 042

Total Number of Students Passed / Awarded Degree in Regular Mode:- 088

Table 6.3 - Examination Results (South Campus)

REGULAR MODE:-

Programme	Discipline / Subject	Students Appeared in Final Year		Students Passed / Awarded Degree		Number of Students Passed with 60% or above	
		Male	Female	Male	Female	Male	Female
M.B.A.	Business Administration	25	11	25	11	23	10
M.Sc. Master of Science	Mathematics	45	19	44	18	35	10
M.Ed. Master of Education	Education	12	54	12	53	10	51
M.C.A.	Computer Application	45	25	45	25	41	22
M.A. Master of Arts	Urdu	8	45	8	44	5	37
M.Ed. Master of Arts	Education	14	55	13	52	10	48
B.Sc. Nursing	Nursing	14	39	14	39	14	39
Total		163	248	161	242	138	217

Total Number of Students Appeared in Final Year Examination:- 411

Total Number of Students Passed / Awarded Degree in Regular Mode:- 403

Total Number of Male Passed / Awarded Degree in Regular Mode:- 161

Total Number of Female Passed / Awarded Degree in Regular Mode:- 242



Table 6.4 – Consolidated Examination Details in Main and Satellite Campuses

S. No.	Campus/s	Appeared		Passing		60% or Above	
		Male	Female	Male	Female	Male	Female
1	Main Campus (Regular)	1080	1179	0905	1080	0903	1077
2	Main Campus (DDE)	0124	0309	0036	0131	0046	0102
3	Zakura Campus	0144	0053	0103	0051	0091	0045
4	North Campus	0081	0068	0046	0042	0034	0032
5	South Campus	0163	0248	0161	0242	0138	0217
Examination Details in Main and Satellite Campuses		1592	1857	1251	1546	1212	1466
TOTAL		3449 (Appeared)		2797 (Passed)		2678 (60% or Above)	



Table 7.0- Scholarships and Fellowships (Main Campus)

Scholarships (Main Campus)

Category	Number of Students Receiving Govt. Scholarships through (NSP)										Remarks
	General Category		EWS		Scheduled Tribe (ST)		Other Backward Classes (OBC)		Total		
	Male	Female	Male	Female	Male	Female	Male	Female	Male	Female	
Total	1065	797	–	–	–	–	–	–	1065	797	
PWD(out of Total)	–	–	–	–	–	–	–	–	–	–	
Muslim Minority (Out of Total)	1062	795	–	–	–	–	–	–	1062	795	
Other Minority (Out of Total)	3	2	–	–	–	–	–	–	3	2	

Fellowship (Main Campus)

Category	Number of Students Receiving Govt. Scholarships										Remarks
	General Category		EWS		Scheduled Tribe (ST)		Other Backward Classes (OBC)		Total		
	Male	Female	Male	Female	Male	Female	Male	Female	Male	Female	
Total	592	393	–	–	–	–	–	–	592	393	
PWD(out of Total)	--	--	–	–	–	–	–	–	--	--	
Muslim Minority (Out of Total)	589	392	–	–	–	–	–	–	589	392	
Other Minority (Out of Total)	3	1	–	–	–	–	–	–	3	1	

Table 7.1 – Scholarships (Zakura Campus)

Category	Number of Students Receiving Govt. Scholarships												Remarks
	General Category		EWS		Scheduled Caste (SC)		Scheduled Tribe (ST)		Other Backward Classes (OBC)		Total		
	Male	Female	Male	Female	Male	Female	Male	Female	Male	Female	Male	Female	
Total	05	31	–	–	–	–	–	–	–	–	05	31	
PWD(out of Total)	–	–	–	–	–	–	–	–	–	–	–	–	
Muslim Minority (Out of Total)	05	31	–	–	–	–	–	–	–	–	05	31	

Table 7.2 – Scholarships (North Campus)

Category	Number of Students Receiving Govt. Scholarships												Remarks
	General Category		EWS		Scheduled Caste (SC)		Scheduled Tribe (ST)		Other Backward Classes (OBC)		Total		
	Male	Female	Male	Female	Male	Female	Male	Female	Male	Female	Male	Female	
Total	7	4	–	–	–	–	–	–	–	1	7	5	
PWD (out of Total)	–	–	–	–	–	–	–	–	–	–	–	–	
Muslim Minority (Out of Total)	7	4	–	–	–	–	–	–	–	1	7	5	

Table 7.3- Scholarships (South Campus)

Category	Number of Total Students Receiving Govt. Scholarship										Remark
	General Category		Scheduled Caste (SC)		Scheduled Tribe (ST)		OBC		Total		
	M	F	M	F	M	F	M	F	M	F	
Total	132	149	–	3	1	–	17	20	150	172	
PWD (Out of Total)	–	–	–	–	–	–	–	–	–	–	
Muslim Minority (Out of Total)	132	149	–	3	1	–	17	20	150	172	
Other Minority (Out of Total)	–	–	–	–	–	–	–	–	–	–	

Table 7.4 – Consolidated Govt. Scholarships / Fellowships in Main and Satellite Campuses

S. No.	Campus/s	No. of Students receiving Govt Scholarships		Total	No. of Students receiving Govt Fellowships		Total
		Male	Female		Male	Female	
1	Main Campus	1065	0797	1862	0592	0393	0985
2	Zakura Campus	0005	0031	0036	X	X	X
3	North Campus	0007	0005	0012	X	X	X
4	South Campus	0150	0172	0322	X	X	X
TOTAL		1227	1005	2232	0592	0393	0985



Table 7.5 –Major Scholarships / Student aid fund provided to the students

Department	Type of assistance and agency	Amount in Rs	Number
Bio-Chemistry	IPhD scholarship	40,000.00	8
Bio-Chemistry	PG Merit Scholarship	12,000.00	2
Bio-Chemistry	Students aid fund	12,000.00	2
Bio-Chemistry	JRF	4,80,000.00	5
Bio-Resources	Merit Scholarship	12,000.00	4
Bio-Resources	Ph D Scholar Fellowship	1,20,000.00	6
Bio-Technology	DBT studentship	5,000.00	8
Botany	Student Aid Fund	3,000.00	4
Center of Research for Development (CORD)	Departmental fellowship	1,20,000.00	2
Center of Research for Development (CORD)	ICMR,CSIR,DBT,MANF	4,95,600.00	10
Chemistry	Post graduate merit scholarship	12,000.00	2
Chemistry	Merit scholarship	12,000.00	2
Chemistry	University fellowship for Research Scholars	1,20,000.00	10
Clinical Bio-Chemistry	National Scholarship Portal	3,000.00	1
Clinical Bio-Chemistry	National Scholarship Portal	6,000.00	1
Clinical Bio-Chemistry	National Scholarship Portal (PSP)	30,000.00	1
Clinical Bio-Chemistry	Social Welfare Scheme	1,000.00	1
Clinical Bio-Chemistry	PG Merit Scholarship	12,000.00	2
Earth Sciences	Merit scholarship	12,000.00	2
Earth Sciences	PhD Scholarship	1,20,000.00	6
Electrical Engineering IOT Zakura	NSP, Ministry of Minority Affairs	25,000.00	60
Electronics & Instrumentation Technology	NSP	20,000.00	23
Electronics & Instrumentation Technology	Merit scholarship	6,000.00	3
Electronics and Communication Engineering IOT Zakura	National Scholarship	25,000.00	104
Electronics and Communication Engineering IOT Zakura	Student Aid Corpus Fund	20,000.00	2
Electronics and Communication Engineering IOT Zakura	Social Welfare Department	50,000.00	6
Food Science & Technology	Merit Scholarship PG	12,000.00	2
Food Science & Technology	Ph D Scholarship	1,20,000.00	4
Food Science & Technology	JPF	2,16,000.00	3
Food Science & Technology	SRF	4,87,200.00	6
Food Science & Technology	RA	6,65,520.00	3
Geography & Regional Development	Merit Scholarship	1,000.00	4
Geography & Regional Development	Ph.D Scholarship	10,000.00	3
Hindi	Scholarship from University of Kashmir	10,000.00	6



Hindi	MANUU	31,000.00	1
Hindi	UGC	31,000.00	1
Hindi	NFSC	31,000.00	1
Home Science	University Research Scholarship	10,000.00	6
Institute of Kashmir Studies	merit scholarship	12,000.00	2
Kashmiri	0	0.00	0
Law	Shaista Qayoom / fellowship from Maulana Azad National Fellowship for Minority Students: Ministry Minority Affair	47,000.00	1
Law	Athar Yousuf /Fellowship from National Fellowship for Persons with Disabilities Ministry of Social Justice and Empowerment (GOI)	57,000.00	1
Law	Sajad Hussain/ fellowship from Maulana Azad National Fellowship for Minority Students: Ministry Minority Affairs	40,000.00	1
Law	Rumaisa Rasool/ Fellowship from UGC	42,000.00	1
Law	Ulfat Altaf / Fellowship from UGC	40,000.00	1
Law	Naveed Naseem/ fellowship from Maulana Azad National Fellowship for Minority Students: Ministry Minority Affairs	47,000.00	1
Law	Ishfaq Ahmad Khan/ fellowship from Maulana Azad National Fellowship for Minority Students: Ministry Minority Affairs	48,000.00	1
Law	Saima Ahad Kumar/ Fellowship from UGC	57,000.00	1
Linguistics	PhD Scholarship	1,20,000.00	7
Media Education & Research Centre (MERC)	University Research Scholarship	1,22,000.00	6
Media Education & Research Centre (MERC)	Maulana Azad National Fellowship	4,30,000.00	3
Media Education & Research Centre (MERC)	Senior Research Fellowship	5,00,000.00	1
Nanotechnology	DBSc Scholarships to PhD Scholars	10,000.00	5
North Campus Computer Sciences	Student Aid Fund	20,000.00	2
North Campus Computer Sciences & Engineering	Merit Cum Means	25,000.00	3
North Campus Computer Sciences & Engineering	Students Aid Fund	20,000.00	3
NorthCampus Management Studies	Corpus fund	20,000.00	4
Persian	SRF/JRF	35,000.00	4
Persian	Ph.D. Scholarship	10,000.00	5
Physics	Departmental Fellowship	1,20,000.00	7
Physics	JRF UGC	4,20,000.00	1



Physics	NEPWD UGC	4,20,000.00	1
Psychology	Merit Scholarship (M.A.)	12,000.00	2
Psychology	Departmental Fellowship (Ph.D)	1,20,000.00	6
Psychology	ICSSR	5,40,000.00	3
Sanskrit	University Scholarship	1,20,000.00	7
Shah-I-Hamdan Institute of Islamic Studies	Merit cum means	25,000.00	2
Social Work	Merit cum Means	12,000.00	2
Social Work	University Scholarship for Research Scholars	1,22,000.00	4
Social Work	Cognizant Scholarship	1,20,000.00	3
Statistics	Research Scholarship	60,000.00	4
Statistics	Research Scholarship	30,000.00	2
The Business School	University Scholarship for PhD Scholars	1,20,000.00	6
Urdu	Social Work Department, Govt of Jammu and Kashmir	5,000.00	50
Urdu	Merit Scholarship University of Kashmir	3,000.00	2
Urdu	Scholarship to Research Scholars from University of Kashmir	1,20,000.00	9
Zoology	Merit Scholarship for Research Scholars	1,20,000.00	6
Zoology	Merit Scholarship for P. G. Students	24,000.00	2
Zoology	Research Fellowships (JRF/SRF)	4,38,960.00	37

Table 8.0 - Placement Details in Main and Satellite Campuses 2022-23

S. No.	Campus/s	No of Students Placed		Total
		Male	Female	
1	Main Campus	292	134	426
2	Zakura Campus	010	010	020
3	North Campus	003	004	007
4	South Campus	x x x	x x x	x x x
TOTAL		305	148	453

Table 9.0 - Student accommodation / Hostel facilities in main and satellite campuses

A. Hostel facilities at Main Campus

S.No.	Name of Hostel	Hostel Type	Intake Capacity	No. of students Residing
1	Maulana Anwar Shah (RA) Kashmiri Hostel	Boys Hostel	192	160
2	Quart-Ul-Ain Haider Girls Hostel	Girls Hostel	276	263
3	M.A. Boys Hostel	Boys Hostel	196	172
4	H.K. Girls Hostel	Girls Hostel	182	182
5	G.K. Research Hostel INN	Boys Hostel	0	0
6	Rabiya Basira Girls Hostel	Girls Hostel	168	168
7	Bi Bi Amina Girls Hostel	Girls Hostel	160	156
Total			1174	1101

A. Hostel facilities at North Campus

1	Mir Syed Ali Hamdani (RA) Hostel	Boys Hostel	88	88
2	Bibi Khadeeja (RA) Hostel	Girls Hostel	92	46
Total			180	134

B. Hostel facilities at South Campus

1	Boys Hostel	Boys Hostel	32	32
2	Girls Hostel	Girls Hostel	66	66
Total			98	98

C. Hostel facilities at IOT Zakura Campus

1	Sheikh ul Alam A	Boys Hostel	222	196
2	Sheikh ul Alam B	Boys Hostel	237	185
Total			459	381
Grand total A+B+C+D			1911	1714



Table 9.1- List of teaching and non-teaching quarters in main and satellite campus

Number of Teaching / Officers quarter

S.No.	Campus	Professor	Associate Professor	Assistant Professor	Total
1.	Main Campus	16	18	36	70
2.	Mirza Bagh Campus	-	-	46	46
3.	South campus			3	3
4.	North campus				
	Total	16	18	85	119

Number of non teaching

S.No.	Campus	Class III	Class IV	Total
1.	Main Campus	19	24	43
2.	Mirza Bagh Campus	42	-	42
3.	Bank building	-	12	12
4.	Naseem Bagh Campus	-	33	33
5.	South campus	4	-	4
	Total	65	69	134

Table 9.2 - No of Departmental buildings in main and satellite campuses

S.No.	Name of the campus	Number buildings
1.	Main campus	59
2.	North campus	8
3.	South campus	10
4.	IoT Zakura Campus	5
5.	Jammu Campus	1
6.	Gulmerg field observatory	10
7.	Kupwara campus	1
	Total	94



Table 10.0 – Books / Equipments at Allama Iqbal Library

S. No	Particular	Quantity
1.	Books	789806
2.	E-Books	2429
3.	Journals (Back volumes)	56,513(approx.)
4.	Manuscripts	432
5.	Rare books	1,442
6.	Thesis & dissertations	5098
7.	Microfilms	215
8.	Digitized books	17500(approx.)
9.	Microfiche	15
10.	DVD/CD- Roms	545
11.	Daisy - digital talking books	165
12.	Braille/talking book collection	164
13.	Servo Stabilizer	8
14.	Laptop	11
15.	UPS's	16
16.	Scanners/Barcode Scanners	23
17.	Tagging Station	6
18.	Card Printers	3
19.	Attendance Machine	4
20.	Projectors	3
21.	Interactive Screen	1
22.	Aqua Guards/Kent	4
23.	Notice Board/iron Notice stand	10
24.	Digital Signages	2
25.	LCD TV's	6
26.	RFID Self check Stations	2
27.	Elevator System	1
28.	Gen Sets	20 KVA-01; 125KVA-02
29.	RFID Flap barriers	2
30.	Video-conferencing	1
31.	Servers	3
32.	Electronic Slogan Board	2
33.	Projector Screen	2
34.	Computer chairs/Reading Table Chairs	730
35.	Computer Tables	35
36.	Plastic Chairs	151
37.	Rreading Tables	98
38.	Security check station	1
39.	Sensor gate	dual lane
40.	In House Server Room	1



Table 11.0- Student progression details during the year

Department	Category	Organisation	Student Number
Bio-Resources	DST-INSPIRE Fellow	IIIM-CSIR-Jammu/Srinagar	3
Chemistry	Ph.D.	IIT Mumbai	1
	Ph.D.	IIIM Jammu	3
Clinical Bio-Chemistry	IMPRS for PhD	Max-Planck Institute/ University of Munster, Germany	1
	PhD	CURAM, National University of Ireland, Galway	2
	PDF	University of Texas, USA	1
	PhD	Department of Biotechnology/Biochemistry/Nanotechnology/CIR I, University of Kashmir	3
	PhD	Dept. of Biotechnology, Alagapa University, Tamil Nadu	1
	PhD	Dept. of Biochemistry& Biotechnology, SKUAST Shuhama	3
	PhD	Dept. of Immunology and Molecular Medicine SKIMS	1
	PhD	Dept of Biochemistry, University of Kashmir	2
	PhD	Center for Interdisciplinary Research, University of Kashmir	1
	PhD	University of New Mexico, Albuquerque, USA	1
	PDF	University of Columbia, New York	1
Earth Sciences	PhD	University of Kashmir	5
	PhD	IIT Kanpur	1
	PhD	Pondicherry University	1
Electrical Engineering IOT Zakura	PhD.	IIT Delhi	3
	PhD	BARC	1
	M.Tech	NIT Srinagar	5
Electronics & Instrumentation Technology	Ph. D.	NIT Srinagar	1
Geography & Regional Development	Ph.D	University of Kashmir, Srinagar	3
Hindi	I.Ph.D	University of Kashmir	1
Law	LL.M	University of Hong Kong	1
	LL.M	Queens Mary University of London	1
	LL.M	Vedanta Limited	1
Linguistics	PhD Linguistics	University of Kashmir	1
Nanotechnology	PhD	IIT Bombay	1
	PhD	NIT Srinagar	1
Social Work	Integrated PhD	University of Kashmir	5
Statistics	Ph.D.	University of Kashmir	2
The Business School	MBA	University of Kashmir	61

Table 11.1 - Students participated in various sports activities organised by Directorate of Physical Education and Sports.

Events conducted by the Directorate during the year 2022-23									
S.No	Name of the Event	Venue	Total participants		Participants from KU		Awards received by the students/university	Awards received by the students/Colleges affiliated with the university	Date of event
			M	F	M	F			
1	Inter-Deptt Road Race (Men/Women)	University Campus	50	20	50	20	1 st , 2 nd and 3 rd	Not Applicable	24-05-2022
2	Inter-Deptt Cycle Race (Men)	University Campus	15	10	15	10	1 st , 2 nd and 3 rd	Not Applicable	25-05-2022
3	Inter-Deptt Judo Championship	University Campus	30	15	30	15	1 st , 2 nd and 3 rd	Not Applicable	26-05-2022
4	Inter Deptt Cricket (Men)	University Campus	300	60	300	60	Participation	1 st , 2 nd and 3 rd	04-06-22 to 22-06-22
5	Inter College Road Race (Men)	University Campus	90		5		Participation	1 st , 2 nd and 3 rd	27-05-2022
6	Inter College Road Race (Women)	University Campus		50		10	Participation	1 st , 2 nd and 3 rd	31-05-2022
7	Inter College Cycle Race (Men)	University Campus	56		6		Participation	1 st , 2 nd and 3 rd	02-06-2022
8	Inter College Cycle Race (Women)	University Campus		30		5	Participation	1 st , 2 nd and 3 rd	07-06-2022
9	Inter Deptt Table Tennis (Men)	University Campus	30		4		1 st , 2 nd and 3 rd	Not Applicable	14-06-22 to 17-06-22
10	Inter Deptt Table Tennis (Women)	University Campus		30		4	1 st , 2 nd and 3 rd	Not Applicable	14-06-22 to 17-06-22
11	International Yoga Day	University Campus	150		150		Participation	Not Applicable	21-06-2022
12	Two Days workshop on yoga and wellbeing	University Campus	150	50			Participation	Not Applicable	20-06-22 to 21-06-22
13	Inter College Judo Championship	University Campus	40	20	5	5	Participation	1 st , 2 nd and 3 rd	28-06-22 to 30-06-22
14	Inter College Table Tennis (Women)	University Campus		20		4	Participation	1 st , 2 nd and 3 rd	25-07-22 to 29-07-22
15	Inter College Table Tennis (Men)	University Campus	20		4		1 st , 2 nd and 3 rd	1 st , 2 nd and 3 rd	02-08-22 to 05-08-22
16	Inter Deptt Football (Men)	University Campus	180		180		1 st , 2 nd and 3 rd	Not Applicable	03-08-22 to 19-08-22
17	Inter Deptt Volleyball (Men)	University Campus	180		180		1 st , 2 nd and 3 rd	Not Applicable	10-08-22 to 22-08-22
18	Inter Deptt Badminton (Women)	University Campus	30			30	1 st , 2 nd and 3 rd	Not Applicable	16-08-22 to 22-08-22
19	Inter Deptt Badminton (Men)	University Campus	30		30		1 st , 2 nd and 3 rd	Not Applicable	22-08-22 to 25-08-22
20	Inter Deptt Hockey Tournament (Women)	University Campus	48			48	1 st , 2 nd and 3 rd	Not Applicable	26-08-22 to 30-08-22



21	Inter Deptt Hockey Tournament (Men)	University Campus	120		12	0	1 st , 2 nd and 3 rd	Not Applicable	29-08-22 to 02-09-22
22	Inter Deptt Cricket (Women)	University Campus	180			180	1 st , 2 nd and 3 rd	Not Applicable	05-09-22 to 09-09-22
23	Inter College Football (Men)	University Campus	300		18		Participation	1 st , 2 nd and 3 rd	05-09-22 to 18-09-22
24	Inter College Volleyball (Men)	University Campus	240	-	12	-	Participation	1 st , 2 nd and 3 rd	06-09-22 to 19-09-22
25	Inter College Cricket (Men)	University Campus	320		16		Participation	1 st , 2 nd and 3 rd	13-09-22 to 12-10-22
26	Inter College Badminton (Women)	University Campus		20		4	Participation	1 st , 2 nd and 3 rd	21-09-22 to 30-09-22
27	Inter College Volleyball (Women)	University Campus		240		12	Participation	1 st , 2 nd and 3 rd	29-9-22 to 18-10-22
28	Inter College Badminton (Men)	University Campus	40		4		Participation	1 st , 2 nd and 3 rd	17-10-22 to 23-10-22
29	Inter College Hockey (Men)	University Campus	108		16		Participation	1 st , 2 nd and 3 rd	25-10-22 to 04-11-22
30	Inter College Hockey (Women)	University Campus		42		8	Participation	1 st , 2 nd and 3 rd	01-11-22 to 04-11-22
31	Deputed University teams for participation 1st J&K Chancellors Athletic Meet at IUST Awantipora	IUST	42	10	42	10	1 st , 2 nd and 3 rd		06-09-22 to 07-09-22
32	Inter College Cricket (Women)	University Campus	128			16	1 st , 2 nd and 3 rd	Not Applicable	29-11-22 to 15-12-22
33	Inter College Kho Kho (Women)	University Campus	60			12	1 st , 2 nd and 3 rd	Not Applicable	22-11-22 to 26-11-22
34	Inter College Kabbadi (Men)	University Campus	80		12		1 st , 2 nd and 3 rd	Not Applicable	28-11-22 to 02-12-22
35	Deputed Employees Cricket Team for participation in 18th All India Vice Chancellors Cricket Tournament held at CCSA University Hisar	CCSA University Hisar	18		18		Participation		03-11-22 to 14-11-22
36	Deputed University Hockey Team (Women) for participation in North Zone Inter University Hockey Tournament (women) held at Khalsa University Patiala	Khalsa University Patiala	16		02		Participation		16-12-22 to 22-12-22



37	Deputed University Football (Men) team for participation in North Zone Inter University Football Tournament held at GNA University Phagwara	GNA University Phagwara	18		0		Participation		15-12-22 to 21-12-22
38	Deputed University Volleyball (Men) team for participation in North Zone Inter University Volleyball (Men) tournament held at MJP Rohilkhand Bariely	MJP Rohilkhand Bariely	18		01		Participation		18-12-22 to 25-12-22
39	Deputed Cricket & Volleyball Team for participation in Chancellors Trophy 2022-23 held at University of Jammu	University of Jammu	66	33	33		Participation		15-03-23 to 20-03-23
40	Deputed Pencak Silat Contingents for participation in All India Pencak Silat Championship 2022-23 held at GNDU Amritsar	at GNDU Amritsar	12	08	04		Secure 6 medals in all events		20-03-23 to 23-03-23
41	One day Basic training course in kayaking & canoeing at Nigeen Club	Nigeen Club	30	10	30	10	Participation		22-03-2023



Table 12.0 – Sanctioned Strength, Filled & Vacant Positions of Teaching and Non Teaching Staff

S.No.	Post	Sanctioned	Filled	Vacant
1	Professors	55	9	46
2	Directors	7	1	6
3	Associate Professors	120	31	89
4	Assistant Professors	346	248	98
5	Dean College Development Council	1	0	1
6	Dean Students Welfare	1	0	1
7	Assistant Professors (Research)	4	4	0
8	Academic Coordinators	2	0	2
9	Asstt-Prof-Cum- Curator	1	1	0
10	Lecturer-Cum- Supervisor	1	1	0
11	Deputy Directors (Physical Education)	2	0	2
12	Assistant Directors (Physical Education)	3	3	0
13	Deputy Librarian	5	0	5
14	Librarian	1	0	1
15	Assistant Librarian	12	4	8
16	Research Fellow	1	0	1
17	Scientific Officer	1	1	0
18	Instructor (Persian)	1	0	1
19	Assistant Coordinator	1	0	1
20	Editor-Cum-Lecturer	1	0	1
21	Scientist 'B'	7	7	0
22	Scientist 'C'	1	1	0
23	Scientist 'D'	5	4	1
24	Placement Officer	3	1	2
25	Deputy Director, DIQA	1	0	1
26	Asstt. Director DIQA	3	0	3
27	Documentation Officer	1	1	0
28	Editor-Cum-Research Assistant	1	0	1
29	Principal, IMFA	1	0	1
30	Senior Instructors (IMFA)	7	2	5
31	Vice Chancellor	1	1	0
32	Registrar	1	1	0
33	Controller of Examinations	1	1	0
34	Additional Controller of Examination	1	0	1
35	Joint Registrars	3	0	3
36	Deputy Registrars/Deputy Controller Examinations	12	9	3
37	Assistant Registrars/Assistant Controller Examinations	29	24	5



38	Executive Engineer	1	1	0
39	Assistant Executive Engineer	1	1	0
40	Assistant Engineer	1	1	0
41	Medical Officer	3	3	0
42	Dental Surgeon	1	1	0
43	Assistant Programmers	3	1	2
44	Assistant Estates Officer	1	0	1
45	Assistant Xerox Operators	20	13	7
46	Watch & Ward Assistant	1	1	0
47	Auditor	1	0	1
48	Browsing Assistants	2	2	0
49	Calligraphists	3	1	2
50	Cameraman	1	1	0
51	Carpenters	2	1	1
52	Cartographer	1	0	1
53	Chief Auditor	1	1	0
54	Multi Tasking Staff (MTS)	613	559	54
55	Coaches (Physical Education & Sports)	9	6	3
56	Computer Assistants	19	19	0
57	Computer Operators	12	10	2
58	Computing Assistant	1	1	0
59	Copyist	1	0	1
60	Counseling Assistant	1	0	1
61	Cultural Officer	1	1	0
62	Curator	2	1	1
63	Daftari	4	2	2
64	Data Entry Operators	5	4	1
65	Dental Assistant	1	1	0
66	Dispatch Rider	2	1	1
67	Draftsman	1	1	0
68	Drivers	36	36	0
69	Electricians	8	3	5
70	Field Assistants	2	2	0
71	Field Collectors	2	1	1
72	Gasman (Chemistry)	1	1	0
73	Generator Operator	1	1	0
74	Glass Blower (Chemistry)	1	1	0
75	Head Assistants	100	100	0
76	Herbarium Keeper	1	1	0
77	Hindi Typist	4	2	2
78	Inspector Cum Mechanic	1	1	0



79	Internal Auditor	1	0	1
80	Jamadaars	2	1	1
81	Junior Information Technologist	1	1	0
82	Junior Assistants	176	108	68
83	Junior Coordinator	1	1	0
84	Junior Engineers	8	6	2
85	Junior Lab Assistant	3	0	3
86	Junior Professional Assistants	28	11	17
87	Junior Steno Typists	4	0	4
88	Junior Technical Assistants	7	7	0
89	Katibs	2	0	2
90	Laboratory Assistants	23	13	10
91	Laboratory Technicians	5	5	0
92	Liaison Officers	6	3	3
93	Landscape Development Officer	1	0	1
94	Language Laboratory Assistant	1	0	1
95	Lecturer Assistants	3	1	2
96	Legal Assistants	3	1	2
97	Machineman	1	0	1
98	Manager	1	1	0
99	Mechanic	6	2	4
100	Museum Assistant	1	1	0
101	Museum Artist	1	0	1
102	Jr. Museum Artist	1	0	1
103	Museum Cum Animal Keeper	1	0	1
104	Nurse	1	1	0
105	Personal Assistants	5	2	3
106	Pharmacists	7	7	0
107	Photographer	1	0	1
108	Physio-Therapist	1	0	1
109	Plumbers	4	2	2
110	Professional Assistants	20	16	4
111	Proof Reader	1	0	1
112	Programmers	2	2	0
113	Project Officers	2	2	0
114	Projectionist	1	1	0
115	Public Relation Officers	3	2	1
116	Pump Operators	3	2	1
117	Receptionists	2	2	0
118	Record Keepers	5	2	3
119	Research Assistant	2	1	1
120	Sanitary Inspector	1	1	0



121	Section Officers	78	78	0
122	Security Officers	2	1	1
123	Senior Assistants	107	107	0
124	Senior Personal Assistants	9	7	2
125	Senior Library Bearer	3	0	3
126	Senior Technical Assistants	9	6	3
127	Sports Assistants	2	1	1
128	Store Keepers	14	7	7
129	Supervisors	4	1	3
130	Survey Assistant	1	0	1
131	System Engineers	4	4	0
132	Tailoring Assistant	1	0	1
133	Junior Accounts Assistant	3	3	0
134	Technical Assistants	11	4	7
135	Technicians	8	2	6
136	Telephone Operators	4	2	2
137	Urdu Typists	4	3	1
138	Watch & Ward Officer	1	0	1
139	Works Supervisors	3	2	1
140	Electric Lab Assistant	1	0	1
141	Workshop Technical Assistant (Attendant)	1	0	1
142	Workshop Instructor	1	0	1
143	Workshop Superintendent(Zakura)	1	0	1
144	Xerox Operator	1	1	0
145	X-Ray Assistant	1	1	0
146	Library Assistant(IMFA)	1	0	1
147	Assistant Instructor (IMFA)	9	8	1
148	Music Attendant (IMFA)	1	0	1
149	Chowkidar (IMFA)	1	1	0
150	Dark Room Assistant (IMFA)	1	1	0
151	Head Assistant (IMFA)	1	0	1
152	Instructors (IMFA)	14	9	5
153	Senior Assistants(IMFA)	2	1	1
154	Jr. Asstt-cum-Accountant	1	0	1
155	Model (IMFA)	1	0	1
156	Potters (IMFA)	2	0	2
157	Orderlies (IMFA)	4	3	1
158	Sweeper (IMFA)	1	1	0
159	Supernumerary Helpers	577	577	0
160	Police Personals (J&K Armed COY)	118	118	0
Total		2872	2292	580



Table 12.1 – Department wise sanctioned, filled and vacant teaching positions

A. Professor

S. No.	Department	Professor			
		Sanctioned Strength	Filled		Vacancy
			Male	Female	
1	Arabic	1	0	0	1
2	Bio-Chemistry	1	0	0	1
3	Bio-Technology	1	1	0	0
4	Botany	2	0	0	2
5	Centre for Central Asian Studies	1	0	0	1
6	Chemistry	2	0	0	2
7	Commerce	2	1	0	1
8	Computer Science	3	1	0	2
9	Centre of Research for Development	1	1	0	0
10	Directorate of Distance Education	1	0	0	1
11	Directorate of Life Long learning	1	0	0	1
12	Economics	1	0	0	1
13	Education	2	0	0	2
14	Electronics	2	0	0	2
15	English	2	0	0	2
16	Geography	2	1	0	1
17	Hindi	2	0	0	2
18	History	2	0	0	2
19	Home Science	1	1	0	0
20	Iqbal Institute of Culture and Philosophy	1	0	0	1
21	Islamic Studies	1	1	0	0
22	Kashmiri	1	0	0	1
23	Law	1	0	0	1
24	Lib. Information Science	1	0	0	1
25	Linguistics	1	1	0	0
26	Management Studies/BBA/MBA	3	2	0	1
27	Mathematics	2	0	0	2
28	Media Education & Research Centre	1	0	0	1
29	North Campus	2	0	0	2
30	Persian	1	0	0	1
31	Pharmaceutical Science	1	1	0	0
32	Physics	2	0	0	2

33	Political Science	1	0	0	1
34	Psychology	1	0	0	1
35	Centre for Sheikh ul Alam Studies	1	0	0	1
36	Sanskrit	1	0	0	1
37	Urdu	1	0	0	1
38	Zakura Campus	1	0	0	1
39	Zoology	2	0	0	2
	<i>Sub Total A</i>	<i>56</i>	<i>11</i>	<i>0</i>	<i>45</i>

B. ASSOCIATE PROFESSOR

S. No.	Department	ASSOCIATE PROFESSOR			
		Sanctioned Strength	Filled		Vacancy
			Male	Female	
40	Arabic	2	0	0	2
41	Bio-Chemistry	2	0	1	1
42	Bio-Technology	5	4	0	1
43	Botany	4	2	0	2
44	Centre for Central Asian Studies	3	0	0	3
45	Chemistry	6	0	0	6
46	Commerce	4	4	0	0
47	Computer Science	3	0	0	3
48	Centre of Research for Development	5	1	0	4
49	Directorate of Distance Education	2	1	0	1
50	Earth Science	2	2	0	0
51	Economics	3	1	0	2
52	Education	4	1	0	3
53	Electronics	3	1	0	2
54	English	3	0	0	3
55	Geography	2	0	0	2
56	Hindi	2	0	0	2
57	History	2	0	0	2
58	Home Science	1	0	0	1
59	Iqbal Institute of Culture and Philosophy	1	0	0	1
60	Islamic Studies	2	0	0	2
61	Kashmiri	2	0	0	2
62	Kupwara Campus	2	0	0	2
63	Law	3	0	0	3
64	Lib. Information Science	1	0	0	1
65	Linguistics	1	0	0	1
66	Management Studies/BBA/MBA	7	2	0	5



67	Master of Tourism, Hospitality & Leisure Studies	2	0	0	2
68	Mathematics	3	1	0	2
69	Nano-Technology	1	0	1	0
70	North Campus	11	0	0	11
72	Persian	1	0	0	1
73	Pharmaceutical Science	2	0	0	2
74	Physics	3	3	0	0
75	Political Science	3	1	0	2
76	Psychology	1	1	0	0
77	Centre for Sheikh ul Alam Studies	1	0	0	1
78	Sociology	2	0	1	1
79	South Campus	4	0	0	4
80	Statistics	2	1	0	1
81	Urdu	3	0	0	3
82	Zoology	4	2	0	2
	Sub Total B	120	28	3	89

C. ASSISTANT PROFESSOR

S. No.	Department	ASSISTANT PROFESSOR			
		Sanctioned Strength	Filled		Vacancy
			Male	Female	
83	Arabic	4	2	0	2
84	Bio-Chemistry	5	2	0	3
85	Bio-Informatics	1	0	0	1
86	Bio-Resources	3	3	0	0
87	Bio-Technology	5	2	0	3
88	Botany	10	8	2	0
89	Centre for Women's Studies & Research	1	0	1	0
90	Centre for Central Asian Studies	12	3	1	8
91	Centre for Interdisciplinary Research & Innovations	1	1	0	0
92	Chemistry	6	5	0	1
93	Clinical Bio-Chemistry	4	3	1	0
94	Commerce	5	3	1	1
95	Computer Science	4	3	0	1
96	Centre of Research for Development	1	0	1	0
97	Directorate of Distance Education	13	10	1	2
98	Directorate of Physical Education & Sports	2	2	0	0
99	Directorate of Life Long learning	2	1	0	1



100	Earth Science	5	3	0	2
101	Economics	7	2	2	3
102	Education	11	3	6	2
103	Electronics	4	3	0	1
104	English	7	2	2	3
105	Environmental Science	3	3	0	0
106	Food Science & Technology	7	3	1	3
107	Foreign Language	3	1	0	2
108	Geography	7	6	0	1
109	Geo-Informatics	5	1	0	4
110	Hindi	5	3	1	1
111	History	5	5	0	0
112	Home Science	7	6	0	1
113	Institute of Kashmir studies	2	2	0	0
114	Iqbal Institute of Culture and Philosophy	1	0	0	1
115	Islamic Studies	4	1	0	3
116	Kashmiri	2	1	1	0
117	Kupwara Campus	10	0	0	10
118	Law	14	7	4	3
119	Lib. Information Science	5	4	1	0
120	Linguistics	5	3	2	0
121	Management Studies/BBA/MBA	10	5	2	3
122	Master of Tourism, Hospitality & Leisure Studies	3	3	0	0
123	Mathematics	4	2	0	2
124	Media Education & Research Centre	7	0	5	2
125	Nano-Technology	4	4	0	0
126	North Campus	25	13	3	9
127	Persian	4	4	0	0
128	Pharmaceutical Science	7	5	2	0
129	Physics	9	8	0	1
130	Political Science	6	2	2	2
131	Psychology	5	2	3	0
132	Centre for Sheikh ul Alam Studies	1	0	0	1
133	Sanskrit	2	2	0	0
134	Social Work	5	2	3	0
135	Sociology	7	2	1	4
136	South Campus	26	15	2	9
137	Statistics	3	3	0	0



138	Regional Centre for Distance Learning Jammu	1	1		0
139	Urdu	3	1	2	0
140	Zakura Campus	12	11	0	1
141	Zoology	11	6	1	4
142.	* Ladakh and Kargil Campus	16	14	1	1
	Sub Total C	369	212	55	102

* Faculty members appointed in Ladakh and Kargil Campus are shifted to main and satellite campuses

D. Other Teaching Positions

S. No.	Department	Designation	Sanctioned Strength	Filled		Vacant
				Male	Female	
1	Allama Iqbal Library	Librarian	1	0	0	1
		Deputy Librarian	5	0	0	5
		Asstt. Librarian	11	2	1	8
		Scientist-B	1	1	0	0
2	Bio-Informatics	Scientist-B	1	1	0	0
3	Centre for Women's Studies & Research	Research Associate	1	0	1	0
4	Centre for Central Asian Studies	Asstt. Professor-cum-Curator	1	1	0	0
		Lecturer-cum-Supervisor	1	0	1	0
		Documentation Officer	1	1	0	0
		Asstt. Professor (Research)	1	0	1	0
5	Commerce	Scientist-B	1	1	0	0
6	Computer Science	Scientist-D	2	1	0	1
		Scientist-B	3	0	1	2
7	Dean College Development Council	Dean	1	0		1
8	Directorate of Distance Education	Asstt. Coordinator	1	1	0	0
9	Directorate of Physical Education & Sports	Director	1	0	0	1
		Deputy Director	2	0	0	2
		Asstt. Director	3	2	1	0
10	Dean Students Welfare	Dean	1	0	0	1
11	Electronics	Scientist-B	1	0	1	0
12	Institute of Kashmir studies	Research Fellow	1	0	0	1
		Asstt. Professor (Research)	1	1	0	0
13	Institute of Music & Fine Arts (IMFA)	Principal	1	0	0	1
		Sr. Instructor	7	2	0	5
		Instructor	14	7	2	5
		Asstt. Instructor	9	5	3	1
14	Iqbal Institute of Culture and Philosophy	Asstt. Librarian	1	0	0	1
		Asstt. Professor (Research)	1	1	0	0
15	Information Technology & Support System	Director	1	0	0	1
		Scientist-B/E	3	2	0	1
16	Management Studies/BBA/MBA	Placement Officer	1	1	0	0
		Scientist-B	1	1	0	0
		Academic Coordinator(Mgt)	1	0	0	1
17	Master of Tourism, Hospitality & Leisure	Academic Coordinator	1	0	0	1

	Studies					
18	North Campus	Director	1	0	0	1
		Placement Officer	2	0	0	2
19	Persian	Instructor	1	0	0	1
20	South Campus	Director	1	0	0	1
21	Urdu	Editor-Cum-Lecturer	1	0	0	1
22	Zakura Campus	Director	1	0	0	1
		Scientific Officer	1	1	0	0
		Scientist-B	1	1	0	0
23	Educational Multimedia Research Centre	Research Scientist	1	0	1	0
		Producer	1	1	0	0
		Producer	1	1	0	0
		Producer	1	1	0	0
		Asstt. Engineer	1	1	0	0
23	Grand Total		97	37	13	47
		Grand Total (A + B + C+D)	642	288	71	283

Consolidated Teaching Positions filled.

S.No.	Name of the Post	Male	Female	Total
1	Professor	11	0	11
2	Associate Professor	28	3	31
3	Assistant Professor	212	55	267
4	Other	37	13	50
Total		288	71	359

Consolidated, Designation wise teaching positions filled under CAS.

S.No.	Name of the Post	Male	Female	Total
1	Professor	63	18	81
2	Associate Professor	26	12	38
3	Assistant Professor	152	38	190
4	Other	37	13	50
Total		281	78	359

Table 12.2 – New Recruitments / Human Resource Progression

S. No.	Name of the position filled / promoted	Number of posts
Promotions made under CAS		
1	Placements in Stage II	63
2	Placements in Stage III	53



Table 12.3- List of teaching and non teaching staff superannuated during the year

S. No.	Designation	Number
1.	Professor	08
2.	Executive Engineer	01
3.	Joint Registrar /Joint Controller	03
4.	Deputy Director DIQA	01
5.	Deputy Registrar/ Deputy Controller	03
6.	Assistant Controller / Assistant Registrar	07
7.	Assistant Librarian	02
8.	Assistant Technical Officer	02
9.	Technical Officer	02
10.	JPA	01
11.	Research Assistant	01
12.	Section Officer	12
13.	Head Assistant	08
14.	Junior Assistant	03
15.	Hindi Typist	01
16.	Language lab Assistant	01
17.	Store Keeper	01
18.	Xerox Operator	01
19.	Daftari	01
20.	Chowkidar	03
21.	Cook	01
22.	Farash	01
23.	Gardner	07
24.	Mali	01
25.	Orderly	01
26.	Plumber	01
27.	Pump Operator	01
28.	Rider	01
29.	Room attendant	01
30.	Sweeper	01
31.	Waiter	01

Table 12.4- List of teaching and non teaching staff expired during the year

S.No.	Name of the official	Designation	Date of appointment	Date of expiry
1.	Mr. Gulzar Ahmad Dar	MTS	18-1-1997	19-3-2023
2.	Mr. Mohammad Abdullah	Sanitation worker	22-6-2006	29-6-2022
3.	Mr. Mohammad Shafi	Driver	02-6-2015	12-1-2023

Table 13.0 – School wise / Department wise research papers published by the faculty members

Faculty	Department	International journals	National journals	Local journals
School of Applied Sciences and Technology	Computer Sciences	13	0	0
	Food Science & Technology	60	0	0
	Electronics & Instrumentation Technology	47	0	0
	North Campus Computer Sciences	6	0	0
	South Campus Computer Sciences	5	0	0
	Pharmaceutical Sciences	22	1	0
	Home Science	8	1	0
School of Arts, Languages and Literature	Arabic	2	3	0
	Iqbal Institute of Culture & Philosophy	0	1	0
	English	0	3	0
	Hindi	2	1	0
	South Campus English	1	0	0
	Persian	5	0	0
	Sanskrit	0	3	0
	Urdu	1	4	0
	Linguistics	2	0	0
School of Biological Sciences	Bio-Chemistry	5	0	0
	Nanotechnology	15	0	0
	Bio-Resources	31	0	0
	Bio-Technology	12	0	0
	Botany	60	8	0
	Centre of Research for Development (CORD)	18	0	0
	Clinical Bio-Chemistry	12	0	0
	Zoology	38	2	0
	North Campus Botany	16		
School of Business Studies	The Business School	10	2	0
	Tourism, Hospitality and Leisure Studies	6	0	0
	South Campus Management Studies	5	1	0
	Commerce	10	2	0
	North Campus Management Studies	1	1	0
	Economics	11	1	0
School of Earth and Environmental Sciences	Environmental Science	13	0	0
	Geography & Regional Development	30	6	0
	Geo-informatics	8	0	0
	Earth Sciences	15	0	0
School of Education and Behavioural Sciences	South Campus Education	0	1	0
	Education	14	8	0
	Psychology	1	0	0



School of Engineering	Electrical Engineering IOT Zakura	1	0	0
	Electronics and Communication Engineering IOT Zakura	10	0	0
	Mechanical Engineering IOT Zakura	2	0	0
	North Campus Computer Sciences & Engineering	1	0	0
School of Law	Law	5	8	0
School of Open Learning	Directorate Of Distance Education	11	2	0
School of Physical and Mathematical Sciences	Chemistry	24	0	0
	South Campus Mathematics	4	0	0
	Mathematics	32	0	0
	Statistics	9	0	0
	Physics	12	0	0
School of Social Sciences	Library & Information Science	6	1	0
	History	1	0	0
	Leh Campus	2	0	0
	Media Education & Research Centre (MERC)	3	4	0
	Political Science	3	0	0
	Shah-I-Hamdan Institute of Islamic Studies	0	1	0
	Social Work	8	5	0
	Sociology	5	1	1
	Centre of Central Asian Studies (CCAS)	8	2	0
Allama Iqbal Library	Library	3	0	0
		655	73	1

Table 13.1 – School wise / Department wise books published by the faculty members

Faculty	Department	International	National	Local
School of Biological Sciences	Bio-Resources	5	0	0
School of Biological Sciences	Centre of Research for Development (CORD)	2	0	0
School of Biological Sciences	Clinical Biochemistry	3	0	0
School of Biological Sciences	Zoology	2	0	0
School of Education and Behavioural Sciences	Education	1	0	0
School of Applied Sciences and Technology	Food Science & Technology	1	0	0
School of Applied Sciences and Technology	Pharmaceutical Sciences	2	0	0
School of Arts, Languages and Literature	English	1	1	0
School of Arts, Languages and Literature	South Campus English	1	0	0
School of Arts, Languages and Literature	Linguistics		4	0
School of Arts, Languages and Literature	Kashmiri	0	3	0
School of Earth and Environmental Sciences	Environmental Sciences	2		
School of Business Studies	South Campus Management Studies	1	0	0
School of Business Studies	Management Studies	2	0	0
School of Business Studies	Commerce	0	1	0
School of Law	Law	0	1	
	South Campus Mathematics	1		
School of Social Sciences	Islamic Studies	0	1	0
Directorate	Directorate of Distance Education	0	0	2
Total		24	11	2

Table 13.2 – School wise / Department wise book chapters published by the faculty members

Faculty	Department	International	National	Local
Library	Allama Iqbal Library		2	
School of Biological Sciences	Bio-Chemistry	3		
	Bio-Resources	29		
	Bio-Technology	2		
	Botany	20		
	North Campus Botany	2	1	
	Centre of Research for Development (CORD)	5		
	Nanotechnology	5		
	Clinical Biochemistry	1		
	Zoology			
School of Education and Behavioural Sciences	Education	5	1	
School of Engineering	Electrical Engineering IoT Zakura	1		
	Electronics and Communication Engineering IoT Zakura	2		
School of Applied Sciences	Electronics	9		



and Technology	Computer Sciences	3		
	South Campus Computer Sciences	1		
	Food Science & Technology	1		
	Home Science		5	
	Pharmaceutical Sciences	5		
School of Arts, Languages and Literature	Iqbal Institute of Culture & Philosophy			
	Persian		6	
	Linguistics		1	
	Sanskrit		2	
	South Campus English	2	2	
	Centre for Women Studies and Research		1	
School of Earth and Environmental Sciences	Earth Science	2		
	Geography	3	1	
	Environmental Sciences	2	2	
School of Social Sciences	History		1	
	Library & Information Science	1	1	
	Media Education & Research Centre (MERC)	1		
	Institute of Kashmir Studies	1		
	Centre of Central Asian Studies (CCAS)	2	3	
	Political Science			
	Sociology		1	
	Social Work	1	1	
	Psychology	1		
School of Business Studies	Management Studies	1	1	
	North Campus Management Studies		1	
	South Campus Management Studies	3		
	Commerce	1		
School of Law	Law		2	
School of Physical and Mathematical Sciences	Chemistry	5		
School of Open Learning	Directorate of Distance Education			2
Total		120	35	2



Table 13.3 – School wise / Department wise conferences / workshops / seminars organised by various Departments / Centres / Satellite Campuses

Faculty	Department	International	National	Local
Library	Allama Iqbal Library	0	2	1
School of Biological Sciences	Biochemistry	2	1	1
	Bio-Technology	1	1	0
	CIRI	1	0	0
	Centre of Research for Development (CORD)		5	2
	Nanotechnology			1
School of Applied Sciences and Technology	Food Science and Technology	1		
	Home Science		1	0
	Directorate of IT & SS	0	0	3
School of Earth and Environmental Sciences	Geography and Regional Development		1	0
School of Arts, Languages and Literature	Urdu			2
	Centre of Women studies and Research	0	2	8
	Persian		1	
	English	0	2	0
	South Campus English		1	0
	Hindi			1
	Iqbal Institute of Culture and Philosophy		1	3
School of Social Sciences	Sociology		1	1
	Social Work		4	1
	Islamic Studies		1	
	Library Science		1	
	Centre of Central Asian Studies (CCAS)	0	2	0
	Population Research Centre		2	
School of Physical and Mathematical Sciences	Chemistry	1	1	1
	Physics		2	
	Statistics		1	1
School of Business Studies	Management Studies	0	0	3
School of Law		0	17	16
School of Open Learning	Directorate of Distance Education	0	2	0
Total		6	52	45



Table 13.4 – School wise / Department wise number of conferences / workshops / seminars attended by faculty members of various Departments / Centres / Satellite Campuses

Faculty	Department	International journals	National journals	Local journals
School of Biological Sciences	Biochemistry	2	0	0
	Bio-Resources	1	4	1
	Botany	4	12	2
	Centre of Research for Development (CORD)	3	6	2
	Nanotechnology	4	1	2
	Zoology	5	2	0
	Clinical Bio-Chemistry	1	1	0
	North Campus Botany	3	0	0
School of Education and Behavioural Sciences	South Campus Education	1	0	0
	Education	0	9	2
	Psychology	5	1	0
School of Applied Sciences and Technology	Pharmaceutical Sciences	5	0	0
	Computer Sciences	2	0	0
	Food Science & Technology	3	0	0
	Home Science	2	10	0
	Electronics & Instrumentation Technology	17	0	0
School of Earth and Environmental Sciences	Environmental Science	0	2	0
	Earth Science	0	4	0
	Geography & Regional Development	2	3	0
School of Arts, Languages and Literature	Iqbal Institute of Culture and Philosophy	0	1	5
	English	0	1	0
	Hindi	3	4	1
	Arabic	1	1	0
	Sanskrit	1	4	0
	Persian	2	17	0
	Kashmiri	0	1	0
	Linguistics	9	3	0
	Urdu	3	14	4
	South Campus English	3	5	0
	Humanities Management IoT Zakura	3	0	0
School of Law	Law	3	10	2
School of Physical and Mathematical Sciences	Chemistry	0	1	0
	South Campus Mathematics	1	0	0
	Physics	1	0	0
School of Social Sciences	Centre for Women Studies and Research	1	2	0
	Centre of Central Asian Studies (CCAS)	3	8	0
	History	1	2	0
	Library Science	2	5	0



	Islamic Studies	0	4	0
	Institute of Kashmir Studies	1	2	0
	MERC	1	2	0
	Political Science	1	0	0
	Social Work	7	7	1
	Sociology	2	1	0
School of Business Studies	Economics	0	1	0
	Commerce	15	0	0
	North Campus Management Studies	2	2	0
	South campus Management Studies	2	0	0
	Management Studies	19	11	0
	Tourism, Hospitality and Leisure Studies	5	3	0
School of Engineering	Electronics and Communication Engineering IOT Zakura	1	0	0
School of Open Learning	Directorate of Distance Education	3	8	2
	Educational Multimedia Research Centre (EMMRC)	1	2	0
Allama Iqbal Library	Library	0	6	0
Total		157	183	24



Table 13.5 – Research Projects sanctioned to the various faculty members and research scholars / students by different funding agencies during the period.

S.No.	Pi Name	Funding Agency	Project Title	Release Date	Amount Sanctioned	Amount Released
1	Dr. Aasiya	Ministry of Earth Sciences , Government of India	A Descriptive Study of Nutritional Status	2022-04-11	6,61,500.00	4,67,000.00
2	Dr. Bilal Ahmad Malik	DST	Early Detection and Efficient Prevention of Breast Cancer using Machine Learning Techniques	2022-04-22	3,04,000.00	2,24,000.00
3	Prof. Khurshid Andrabi	Biotechnology	PHLPP/S6K1 dynamics-a potential mechanism of insulin resistance	2022-05-02	77,44,000.00	54,48,000.00
4	Prof. Shakil Ahmad Romshoo	Ministry of Science & technology	Geospatial Science and Technologies	2022-05-26	10,00,000.00	5,00,000.00
5	Abdul Jalil Shah	ICMR	Decoding molecular leads against Alzheimers Diseases	2022-06-06	10,31,200.00	5,15,600.00
6	Dr. Hilal Ahmad Punoo	DST	Development and Evaluation of Soy based foods	2022-06-28	1,50,000.00	1,50,000.00
7	Dr. Adil Gani	DST	Active nano-packaging films loaded with bioactive components for increasing the shelf life of foods	2022-06-29	5,00,000.00	5,00,000.00
8	Dr. Hilal Ahmad Punoo	ICMR	Development of isoflavone fortified fruit beverages by incorporation of soy whey with multi therapeutic benefits	2022-07-08	7,66,468.00	7,66,468.00
9	Dr. Ruqeya Nazir	Biotechnology	Process optimisation and up-scale production of lignocellulosic extremozymes from Himalayan microbes for biomass valorization/depolymerization	2022-07-13	42,84,560.00	25,77,280.00
10	Dr Aijaz Ahmad Dar	Science and Engineering Research Board (SERB)	Determination of Nucleation and Growth Kinetics	2022-07-15	2,56,000.00	2,56,000.00
11	Prof. Manzoor A. Malik	DST	Radio and X-Ray Studies of Non-Thermal Processes in Galaxy Clusters and Galaxy Groups	2022-08-04	22,03,542.00	9,00,000.00
12	Prof. Shariefuddin Pirzada	CSIR	Spectra of weighted digraphs and related results	2022-08-10	16,57,900.00	1,56,700.00
13	Dr. M.Altaf Bhat	DBT	DBT-BUILDER	2022-10-11	4,41,44,500.00	4,41,44,500.00
14	Dr. Irfan Rashid	Ministry of Earth Sciences	Identifying current and future GLOF risk over contrasting topographic and climatic zones of Indian Himalaya using earth observation data and modeling	2022-10-12	36,35,440.00	45,75,800.00



15	Dr. Tanveer Ali Dar	AYUSH	Evaluation of unani Polyherbal formulations, acting as Muqawwi Dimag, for their potential to inhibit acetylcholinesterase and ameliorate beta-amyloid toxicity	2022-11-04	28,53,520.00	8,68,960.00
16	Dr. Hilal Ahmad Punoo	DST	Microbiological techniques of Food Products	2022-11-25	2,40,000.00	2,40,000.00
17	Arif	DST	Luminescent Boronil Chromophore Adducts: A Modified Combination Approach Using Crystal Engineering and Micellar Chemistry	2022-11-28	21,31,200.00	10,65,600.00
18	Dr Aijaz Ahmad Dar	DST	Crystal Engineering Approach.....	2022-12-08	37,07,000.00	25,82,400.00
19	Prof. Syed Wajaht Amin Shah	DST	Naturally Isolated Valerenic Acid as a Bio-active scaffold for the generation of chemically diverse analogues of therapeutic importance	2022-12-19	37,34,264.00	19,61,480.00
20	Dr. Gulzar Ahmad Bhat	Science and Engineering Research Board (SERB)	Explorations into Valorization of Carbon Dioxide to Achieve Sustainable Polycarbonates: Applications in 3D Printing and Micellar Catalysis	2022-12-21	69,93,844.00	44,69,800.00
21	Dr. Mohd Abdullah Mir	DST	On the zeros of a quaternionic polynomial	2022-12-26	6,60,000.00	2,20,000.00
22	Dr. Mohd Abdullah Mir	Department of Atomic Energy: National Board for Higher Mathematics	Bernstein-type Inequalities and Regional Location of zeros of Polynomials	2022-12-26	16,85,400.00	4,48,960.00
23	Ms. Asma Tahir	WOS	Effect of different excitation wavelength on structural and optical properties of europium doped nanoscale zinc oxide thin films	2022-12-30	23,66,880.00	13,23,960.00
24	Dr. Javaid Yousuf Bhat	Ministry of Science and Technology, New Delhi	Unravelling the role of MoxR ATPase enzymes in bacterial pathogenesis	2023-01-02	80,00,240.00	47,15,520.00
25	Prof. Shakil Ahmad Romshoo	Geological Structure and Geomorphology Investigation of the Aherbal waterfall	Aharbal, consultancy	2023-02-14	11,50,000.00	2,00,000.00
26	Dr. Javaid Iqbal	DST	Algorithm Design and Mathematical Modelling of Software Testing Effort Consumption	2023-02-23	3,00,000.00	50,000.00



27	Prof. Mubashir H. Masoodi	AYUSH	Pharmacokinetic and pharmacodynamics studies of a specific Unani formulation known to have anti-arthritis potential	2023-03-09	25,96,800.00	8,95,600.00
28	Prof. S.Muzaffar Ali Andrabi	DST	Synthesis and Characterization of Bimetallic Nanoparticles and Treatment/Purification of Water Using Modified and Unmodified Bimetallic Nanoparticles.	2023-03-25	7,89,000.00	2,70,000.00
29	Dr. Riffat John	DST	Assessment of altitudinal adaptation of Zea mays in Kashmir Himalayas	2023-03-28	38,10,000.00	12,70,000.00
TOTAL AMOUNT					10,93,57,258.00	8,17,63,628.00

Table 14.0 - List of affiliated colleges

S. No.	Type of Colleges	Permanent	Temporary	Total
1	Education / Teachers Training	7	68	75
2	Business Administration / Commerce / Management / Finance /Computer Sciences		10	10
3	LAW	1	3	4
4	Medicine	3	29	32
5	Engineering	1	1	2
6	Autonomous College	2		2
7	Oriental Learning	0	7	8
8	Music and Fine Art	1		1
9	Craft Development		1	1
10	Physical College	1		1
11	Mathematical Studies	1	0	1
12	Universal Common to all Disciplines	40	24	64
13	Architecture		1	1
	Total	57	145	202

1	Constituent Colleges		2	
2	Affiliated Colleges		202	
3	Colleges Under 2(f)		65	
4	Colleges Under 2(f) and 12B		41	
5	NAAC Accredited Colleges		NA	
6	Colleges with Potential for Excellence (UGC)		NA	
7	Autonomous Colleges		2	
8	Colleges with Postgraduate Departments		NA	
9	Colleges with Research Departments		NA	
10	University Recognized Research Institutes / Centers		NA	
11	Other Colleges		NA	



Table 14.1 – Level / programme wise and gender wise student enrolment in affiliated college (as per AISHE portal)

AISHE Code	Institution Name	Post Graduate			Under Graduate			PG Diploma			Diploma			Integrated			Total			Grand Total
		M	F	TG	M	F	TG	M	F	TG	M	F	TG	M	F	TG	M	F	TG	
C-50488	Afarwat College of Education	0	0	0	104	84	0	0	0	0	0	0	0	0	0	0	104	84	0	188
C-45949	Al-Ahad College of Education, Anantnag	0	0	0	26	16	0	0	0	0	0	0	0	0	0	0	26	16	0	42
C-45960	Al-Huda College of Education, Baramullah	0	0	0	64	21	0	0	0	0	0	0	0	0	0	0	64	21	0	85
C-46520	Anjuman Nusrat ul Islam Oriental College Rajouri Kadal	138	94	0	0	0	0	0	0	0	0	0	0	0	0	0	138	94	0	232
C-62840	Arr Rashid College of Education Unisoo	0	0	0	43	23	0	0	0	0	0	0	0	0	0	0	43	23	0	66
C-46525	Bibi Halima College of Nursing And Medical Technology	0	6	0	70	190	0	0	0	0	0	0	0	0	0	0	70	196	0	266
C-46532	CASET College of Computer Sciences	0	0	0	13	77	0	0	0	0	0	0	0	0	0	0	413	77	0	490
C-45975	Chinab Valley College of Education, Budgam	0	0	0	58	75	0	0	0	0	0	0	0	0	0	0	58	75	0	133



		Post Graduate			Under Graduate			PG Diploma			Diploma			Integrated			Total			Grand Total
AISHE Code	Institution Name	M	F	TG	M	F	TG	M	F	TG	M	F	TG	M	F	TG	M	F	TG	
		C-47452	Composite Regional Centre, Ministry of Social Justice Empowerment, Bemina	0	0	0	35	91	0	3	17	0	0	0	0	0	0	0	38	
C-53110	Craft Development Institute, Bagh-i-Ali Maradan Khan	3	6	0	0	0	0	0	0	0	0	0	0	0	0	0	3	6	0	9
C-46522	Darul-Aloom Hanfia Arabia College, Noor Bagh	0	0	0	28	2	0	0	0	0	0	0	0	0	0	0	28	2	0	30
C-64013	Dolphin institute of Medical Science and Technology Tahab Road Pulwama	0	0	0	80	267	0	0	0	0	149	374	0	0	0	0	329	641	0	970
C-46000	Dr Iqbal Teacher Training College of Education, Srinagar	0	0	0	74	113	0	0	0	0	0	0	0	0	0	0	74	113	0	187
C-45963	Franklin College of Education, Baramullah	0	0	0	93	44	0	0	0	0	0	0	0	0	0	0	93	44	0	137
C-50489	G A Memorial College of Education	0	0	0	15	64	0	0	0	0	0	0	0	0	0	0	15	64	0	179
C-21435	Gandhi Memorial College, Srinagar	0	0	0	1139	520	0	0	0	0	0	0	0	0	0	0	1139	520	0	1659
C-45986	Gandhi Memorial College of Education, Jammu	0	0	0	25	33	0	0	0	0	0	0	0	0	0	0	25	33	0	58



		Post Graduate			Under Graduate			PG Diploma			Diploma			Integrated			Total			Grand Total
AISHE Code	Institution Name	M	F	TG	M	F	TG	M	F	TG	M	F	TG	M	F	TG	M	F	TG	
C-63921	Govt. Degree College Awantipora	0	0	0	165	185	0	0	0	0	0	0	0	0	0	0	165	185	0	350
C-64537	Govt. Degree College Bomai	0	0	0	84	131	0	0	0	0	0	0	0	0	0	0	84	131	0	215
C-64714	Govt. Degree College Dangiwachha	0	0	0	58	50	0	0	0	0	0	0	0	0	0	0	58	50	0	108
C-48529	Govt. Degree College Dhmal, Hanji Pora	0	0	0	350	369	0	0	0	0	0	0	0	0	0	0	350	369	0	719
C-64949	Govt. Degree College Frisal	0	0	0	226	349	0	0	0	0	0	0	0	0	0	0	226	349	0	575
C-48524	Govt. Degree College, Hadi Pora, Baramulla	0	0	0	120	118	0	0	0	0	0	0	0	0	0	0	120	118	0	238
C-64539	Govt. Degree College Hajin	0	0	0	246	307	0	0	0	0	0	0	0	0	0	0	246	307	0	553
C-48527	Govt. Degree College, Kangan	0	0	0	580	510	0	0	0	0	0	0	0	0	0	0	580	510	0	1090
C-63968	Govt. Degree College Kreeri	0	0	0	70	109	0	0	0	0	0	0	0	0	0	0	70	109	0	179



AISHE Code	Institution Name	Post Graduate			Under Graduate			PG Diploma			Diploma			Integrated			Total			Grand Total
		M	F	TG	M	F	TG	M	F	TG	M	F	TG	M	F	TG	M	F	TG	
C-48525	Govt. Degree College, Magam, Tangmarg	0	0	0	586	853	0	0	0	0	0	0	0	0	0	0	586	853	0	1439
C-63922	Govt. Degree College Mattan Anantnag	0	0	0	245	112	0	0	0	0	0	0	0	0	0	0	245	112	0	357
C-48532	Govt. Degree College, Pampore	0	0	0	530	603	0	0	0	0	0	0	0	0	0	0	530	603	0	1133
C-63599	Govt. Degree College Rajpora	0	0	0	113	123	0	0	0	0	0	0	0	0	0	0	113	123	0	236
C-50912	Govt. Degree College, Sumbal, Sonawari,	0	0	0	134	1232	0	0	0	0	0	0	0	0	0	0	345	1232	0	2577
C-48526	Govt. Degree College, Tangmarg	0	0	0	624	649	0	0	0	0	0	0	0	0	0	0	624	649	0	1273
C-65616	Govt. Degree College Tulail	0	0	0	102	19	0	0	0	0	0	0	0	0	0	0	102	19	0	121
C-48530	Govt. Degree College Women, Kupwara	0	0	0	0	310	0	0	0	0	0	0	0	0	0	0	0	310	0	310
C-64540	Govt. Degree College Zainapora	0	0	0	222	268	0	0	0	0	0	0	0	0	0	0	222	268	0	490



		Post Graduate			Under Graduate			PG Diploma			Diploma			Integrated			Total			Grand Total
AISHE Code	Institution Name	M	F	TG	M	F	TG	M	F	TG	M	F	TG	M	F	TG	M	F	TG	
C-62973	Govt. Medical College Anantnag	0	0	0	340	377	0	0	0	0	0	0	0	0	0	0	340	377	0	717
C-62953	Govt. Medical College Baramulla	0	0	0	282	341	0	0	0	0	0	0	0	0	0	0	282	341	0	623
C-67954	Govt. Unani Medical College And Hospital Ganderbal	0	0	0	61	76	0	0	0	0	0	0	0	0	0	0	61	76	0	137
C-21408	Govt. College for Women Nawakadal, Srinagar	50	63	0	0	1531	0	0	0	0	0	0	0	0	0	0	50	1594	0	1644
C-53486	Govt. College of Nursing, Shireen Bagh,	0	0	0	608	344	0	0	0	0	0	0	0	0	0	0	608	344	0	952
C-21444	Govt. College of Physical Education Ganderbal, Kashmir	20	2	0	0	0	0	84	46	0	0	0	0	0	0	0	104	48	0	152
C-64536	Govt Degree College Ajas	0	0	0	134	117	0	0	0	0	0	0	0	0	0	0	134	117	0	251
C-21439	Govt. Degree College Beerwah, Kashmir	0	0	0	596	580	0	0	0	0	0	0	0	0	0	0	596	580	0	1176
C-21448	Govt. Degree College Bijbehara, Kashmir	0	0	0	960	885	0	0	0	0	0	0	0	0	0	0	960	885	0	1845



		Post Graduate			Under Graduate			PG Diploma			Diploma			Integrated			Total			Grand Total
AISHE Code	Institution Name	M	F	TG	M	F	TG	M	F	TG	M	F	TG	M	F	TG	M	F	TG	
C-63920	Govt Degree College Boniyar	0	0	0	228	238	0	0	0	0	0	0	0	0	0	0	228	238	0	466
C-21409	Govt. Degree College Boys Baramulla, Kashmir	55	57	0	248	564	0	0	0	0	0	0	0	0	0	0	253	621	0	3156
C-64873	Govt Degree College Chadoora	0	0	0	160	203	0	0	0	0	0	0	0	0	0	0	160	203	0	363
C-21421	Govt. Degree College Dooru, Kashmir	0	0	0	628	576	0	0	0	0	0	0	0	0	0	0	628	576	0	1204
C-21415	Govt. Degree College for Boys Anantnag, Kashmir	32	18	0	317	241	0	0	0	0	0	0	0	0	0	0	320	259	0	3468
C-21459	Govt. Degree College for Women, Baramulla Kmr.	0	0	0	0	2738	0	0	0	0	0	0	0	0	0	0	0	2738	0	2738
C-21411	Govt. Degree College for Women Pulwama, Kashmir	0	0	0	0	1775	0	0	0	0	0	0	0	0	0	0	0	1775	0	1775
C-21454	Govt. Degree College for Womens, Anantnag	0	0	0	0	3931	0	0	0	0	0	0	0	0	0	0	0	3931	0	3931
C-35390	Govt. Degree College for Women Sopore, Kashmir	0	0	0	0	850	0	0	0	0	0	0	0	0	0	0	0	850	0	850



		Post Graduate			Under Graduate			PG Diploma			Diploma			Integrated			Total			Grand Total
AISHE Code	Institution Name	M	F	TG	M	F	TG	M	F	TG	M	F	TG	M	F	TG	M	F	TG	
C-21440	Govt. Degree College Ganderbal, Kashmir	0	0	0	1999	1585	0	0	0	0	0	0	0	0	0	0	1999	1585	0	3584
C-21437	Govt. Degree College Gurez, Kashmir	0	0	0	95	78	0	0	0	0	0	0	0	0	0	0	95	78	0	173
C-21418	Govt Degree College Handwara, Kashmir	0	0	0	1148	1169	0	0	0	0	0	0	0	0	0	0	1148	1169	0	2317
C-21447	Govt. Degree College Khansahib Budgam, Kmr.	0	0	0	299	278	0	0	0	0	0	0	0	0	0	0	299	278	0	577
C-21449	Govt. Degree College, Killam Kulgam, Kmr	0	0	0	277	297	0	0	0	0	0	0	0	0	0	0	277	297	0	574
C-21431	Govt. Degree College Kokernag, Kashmir	0	0	0	720	643	0	0	0	0	0	0	0	0	0	0	720	643	0	1363
C-64651	Govt Degree College Kralpora	0	0	0	95	102	0	0	0	0	0	0	0	0	0	0	95	102	0	197
C-21414	Govt. Degree College Kulgam, Kashmir	0	0	0	4795	2897	2	0	0	0	0	0	0	0	0	0	4795	2897	2	7694
C-21410	Govt. Degree College Kupwara, Kashmir	0	0	0	1216	753	0	0	0	0	0	0	0	0	0	0	1216	753	0	1969



		Post Graduate			Under Graduate			PG Diploma			Diploma			Integrated			Total			Grand Total
AISHE Code	Institution Name	M	F	TG	M	F	TG	M	F	TG	M	F	TG	M	F	TG	M	F	TG	
C-64538	Govt Degree College Langate	0	0	0	116	116	0	0	0	0	0	0	0	0	0	0	116	116	0	232
C-21443	Govt. Degree College Pattan, Kashmir	0	0	0	1179	1049	0	0	0	0	0	0	0	0	0	0	1179	1049	0	2228
C-21446	Govt. Degree College Pulwama, Kashmir	0	0	0	1714	548	0	0	0	0	0	0	0	0	0	0	1714	548	0	2262
C-64535	Govt Degree College Qazigund	0	0	0	198	283	0	0	0	0	0	0	0	0	0	0	198	283	0	481
C-21420	Govt. Degree College Shopian, Kashmir	0	0	0	1580	1975	0	0	0	0	0	0	0	0	0	0	1580	1975	0	3555
C-21442	Govt. Degree College Sogam Kupwara, Kashmir	0	0	0	363	326	0	0	0	0	0	0	0	0	0	0	363	326	0	689
C-64918	Govt Degree College Soibugh	0	0	0	130	122	0	0	0	0	0	0	0	0	0	0	130	122	0	252
C-21433	Govt. Degree College Sopore	20	32	0	1331	877	0	0	0	0	0	0	0	0	0	0	1351	909	0	2260
C-21424	Govt. Degree College Tangdar Kupwara, Kashmir	0	0	0	691	506	0	0	0	0	0	0	0	0	0	0	691	506	0	1197



		Post Graduate			Under Graduate			PG Diploma			Diploma			Integrated			Total			Grand Total
AISHE Code	Institution Name	M	F	TG	M	F	TG	M	F	TG	M	F	TG	M	F	TG	M	F	TG	
C-21438	Govt. Degree College Tral, Kashmir	0	0	0	731	767	0	0	0	0	0	0	0	0	0	0	731	767	0	1498
C-21413	Govt. Degree College, Uri	0	0	0	412	401	0	0	0	0	0	0	0	0	0	0	412	401	0	813
C-21427	Govt. Degree College Uttersoo, Kashmir	0	0	0	482	387	0	0	0	0	0	0	0	0	0	0	482	387	0	869
C-57436	Govt Degree College, Vailoo, Larnoo	0	0	0	96	83	0	0	0	0	0	0	0	0	0	0	96	83	0	179
C-64679	Govt Degree College Verinag	0	0	0	43	108	0	0	0	0	0	0	0	0	0	0	43	108	0	151
C-64012	Govt Degree College Vilgam Kupwara	0	0	0	45	57	0	0	0	0	0	0	0	0	0	0	45	57	0	102
C-21425	Govt. Dental College, Srinagar	36	44	0	56	59	0	0	0	0	1	9	0	0	0	0	93	112	0	205
C-21456	Govt. Medical College Srinagar,	381	307	0	374	336	0	3	3	0	0	0	0	0	0	0	758	646	0	1404
C-46531	Green Land Business School	0	0	0	88	14	0	0	0	0	0	0	0	0	0	0	88	14	0	102



		Post Graduate			Under Graduate			PG Diploma			Diploma			Integrated			Total			Grand Total
AISHE Code	Institution Name	M	F	TG	M	F	TG	M	F	TG	M	F	TG	M	F	TG	M	F	TG	
C-46002	Green Land College Of Education, Srinagar	0	0	0	6	20	0	0	0	0	0	0	0	0	0	0	6	20	0	26
C-45964	Green Valley College Of Education, Baramullah	0	0	0	88	112	0	0	0	0	0	0	0	0	0	0	88	112	0	200
C-45992	Green Valley College of Education, Pulwama	0	0	0	1	0	0	0	0	0	0	0	0	0	0	0	1	0	0	1
C-45965	Gulzar Memorial College Of Education, Baramulla	0	0	0	147	42	0	0	0	0	0	0	0	0	0	0	147	42	0	189
C-68021	Guru Institute Of Paramedical Science	0	0	0	14	16	0	0	0	0	0	0	0	0	0	0	14	16	0	30
C-45993	Guru Nank College Of Education, Pulwama	0	0	0	54	73	0	0	0	0	0	0	0	0	0	0	54	73	0	127
C-63966	Haneefa Nursing College Sopore	0	0	0	52	146	0	0	0	0	0	0	0	0	0	0	52	146	0	198
C-21450	Hassan Khoyihami Memorial Degree College Bandipora	0	0	0	578	662	0	0	0	0	0	0	0	0	0	0	578	662	0	1240
C-64014	Ibn Sina College of Nursing And Health Sciences	0	0	0	101	267	0	0	0	0	0	0	0	0	0	0	101	267	0	368



		Post Graduate			Under Graduate			PG Diploma			Diploma			Integrated			Total			Grand Total
AISHE Code	Institution Name	M	F	TG	M	F	TG	M	F	TG	M	F	TG	M	F	TG	M	F	TG	
C-45994	Insight Institute of Education and Training, Pulwama	0	0	0	40	42	0	0	0	0	0	0	0	0	0	0	40	42	0	82
C-46526	Institute of Asian Medical Science And Unani	0	0	0	57	103	0	0	0	0	0	0	0	0	0	0	57	103	0	160
C-35391	Iqbal Institute of Technology & Management Hyderpora, Srinagar	25	24	0	254	50	0	0	0	0	0	0	0	0	0	0	279	74	0	353
C-21407	Islamia College of Science & Commerce, Srinagar	154	118	0	1919	1393	0	0	0	0	0	0	0	29	107	0	2102	1618	0	3720
C-50490	Islamic Discovery of Education	0	0	0	33	71	0	0	0	0	0	0	0	0	0	0	33	71	0	104
C-46524	Islamic Oriental College, Tral	0	0	0	5	60	0	0	0	0	0	0	0	0	0	0	5	60	0	65
C-46517	Jamia Babul Aloom, Mirgund Budgam	0	0	0	19	0	0	0	0	0	0	0	0	0	0	0	19	0	0	19
C-45950	Jamia College of Educaiton, Anantnag	0	0	0	59	47	0	0	0	0	0	0	0	0	0	0	59	47	0	106
C-46521	Jamia Madinat-Ul-Aloom, Oriental College, Hazratbal	0	0	0	240	105	0	0	0	0	0	0	0	0	0	0	240	105	0	345



		Post Graduate			Under Graduate			PG Diploma			Diploma			Integrated			Total			Grand Total	
AISHE Code	Institution Name	M	F	TG	M	F	TG	M	F	TG	M	F	TG	M	F	TG	M	F	TG		
C-46519	Jamia-Tul-Banat, Umer Colony, Lal Bazar	0	0	0	0	344	0	0	0	0	0	0	0	0	0	0	0	344	0	0	344
C-58020	Jammu and Kashmir Institute of Mathematical Sciences	0	0	0	0	0	0	0	0	0	0	0	0	153	47	0	153	47	0	0	200
C-45966	Jan Baz Wali College of Education, Baramullah	0	0	0	54	21	0	0	0	0	0	0	0	0	0	0	54	21	0	0	75
C-45967	Jehlum Education Trust, Baramullah	0	0	0	62	41	0	0	0	0	0	0	0	71	42	0	133	83	0	0	216
C-45968	Kashmir College Of Education, Baramullah	0	0	0	72	27	0	0	0	0	0	0	0	0	0	0	72	27	0	0	99
C-46541	Kashmir Law College	0	0	0	23	32	0	0	0	0	0	0	0	214	371	0	237	403	0	0	640
C-45969	Kashmir Paradise College of Education, Baramullah	0	0	0	112	88	0	0	0	0	0	0	0	0	0	0	112	88	0	0	200
C-46527	Kashmir Tibbia College	0	0	0	50	197	0	0	0	0	0	0	0	0	0	0	50	197	0	0	247
C-45970	Kashmir Womens College of Education, Baramullah	0	0	0	55	35	0	0	0	0	0	0	0	0	0	0	55	35	0	0	90



		Post Graduate			Under Graduate			PG Diploma			Diploma			Integrated			Total			Grand Total
AISHE Code	Institution Name	M	F	TG	M	F	TG	M	F	TG	M	F	TG	M	F	TG	M	F	TG	
C-45995	KCEF College of Education, Pulwama	0	0	0	78	58	0	0	0	0	0	0	0	0	0	0	78	58	0	136
C-46539	KCEF Law College	0	0	0	10	18	0	0	0	0	0	0	0	53	93	0	63	111	0	174
C-66399	Kidney College of Nursing Zakura Srinagar Kashmir	0	0	0	11	34	0	0	0	0	0	0	0	0	0	0	11	34	0	45
C-46004	Lake City College Of Education, Srinagar	0	0	0	70	87	0	0	0	0	0	0	0	0	0	0	70	87	0	157
C-45955	Mehboob-Ul-Aalam College of Education, Bandipore	0	0	0	84	44	0	0	0	0	0	0	0	0	0	0	84	44	0	128
C-21452	M.E.T, Teachers Training College Sopore, Kashmir	0	0	0	48	58	0	0	0	0	0	0	0	0	0	0	48	58	0	106
C-46535	Mex Well College of Education	0	0	0	40	83	0	0	0	0	0	0	0	0	0	0	40	83	0	123
C-47441	Model Govt. Degree College, Chrari Sharief,	0	0	0	392	343	0	0	0	0	0	0	0	0	0	0	392	343	0	735
C-46005	Mother Teresa Memorial College of Education, Tangmarg	0	0	0	104	62	0	0	0	0	0	0	0	0	0	0	104	62	0	166



		Post Graduate			Under Graduate			PG Diploma			Diploma			Integrated			Total			Grand Total
AISHE Code	Institution Name	M	F	TG	M	F	TG	M	F	TG	M	F	TG	M	F	TG	M	F	TG	
C-21430	National Institute of Electronics and Information Technology, (NIELIT) Srinagar	31	21	0	95	21	0	0	0	0	0	0	0	0	0	0	126	42	0	168
C-46006	Nund Reshi College of Education, Srinagar	0	0	0	41	80	0	0	0	0	0	0	0	0	0	0	41	80	0	121
C-63978	Nursing College Govt. Medical College Baramulla	0	0	0	36	53	0	0	0	0	0	0	0	0	0	0	36	53	0	89
C-50491	Paramount College of Education	0	0	0	50	71	0	0	0	0	0	0	0	0	0	0	50	71	0	121
C-50492	Pioneer College of Education	0	0	0	86	91	0	0	0	0	0	0	0	0	0	0	86	91	0	177
C-45984	Qamariya College Of Education, Ganderbal	0	0	0	8	2	0	0	0	0	0	0	0	0	0	0	8	2	0	10
C-45951	Rahmat-E-Aalam College of Education, Anantnag	0	0	0	0	0	0	0	0	0	0	0	0	0	0	0	0	0	0	0
C-45972	Ramzan Memorial College of Education, Baramullah	0	0	0	63	46	0	0	0	0	0	0	0	0	0	0	63	46	0	109
C-46009	Rizwan Memorial College of Education, Bandipora	0	0	0	125	23	0	0	0	0	0	0	0	0	0	0	125	23	0	148



		Post Graduate			Under Graduate			PG Diploma			Diploma			Integrated			Total			Grand Total
AISHE Code	Institution Name	M	F	TG	M	F	TG	M	F	TG	M	F	TG	M	F	TG	M	F	TG	
C-45990	Sanctorum College of Education, Lalad, Sopore, Baramulla	6	15	0	78	55	0	0	0	0	0	0	0	0	0	0	84	70	0	154
C-71483	Sarah Institute of Medical Sciences Bandipora	0	0	0	11	21	0	0	0	0	0	0	0	0	0	0	11	21	0	32
C-67375	School of Architecture Kashmir	0	0	0	37	36	0	0	0	0	0	0	0	0	0	0	37	36	0	73
C-45980	SEM College of Education, Budgam	0	0	0	324	169	0	0	0	0	20	87	0	0	0	0	344	256	0	600
C-46011	Shadab College of Education, Srinagar	0	0	0	67	67	0	0	0	0	0	0	0	0	0	0	67	67	0	134
C-45956	Shaheen College of Education, Bandipore	0	0	0	60	40	0	0	0	0	0	0	0	0	0	0	60	40	0	100
C-46012	Shanti Nikatam College of Education, Srinagar	0	0	0	50	50	0	0	0	0	0	0	0	0	0	0	50	50	0	100
C-45989	Sheikhul-Aalam College of Education, Kupwara	0	0	0	90	55	0	0	0	0	0	0	0	0	0	0	90	55	0	145
C-21441	Shiekh-ul-Alam Memorial Degree College, Budgam.	0	0	0	889	1006	0	0	0	0	0	0	0	0	0	0	889	1006	0	1895



		Post Graduate			Under Graduate			PG Diploma			Diploma			Integrated			Total			Grand Total
AISHE Code	Institution Name	M	F	TG	M	F	TG	M	F	TG	M	F	TG	M	F	TG	M	F	TG	
C-45981	Sir Syed Memorial College of Education, Budgam	0	0	0	101	66	0	0	0	0	0	0	0	0	0	0	101	66	0	167
C-46001	S M Iqbal College of Education, Srinagar	0	0	0	128	93	0	0	0	0	0	0	0	0	0	0	128	93	0	221
C-45996	Soch Kral Memroial College of Education, Pulwama	0	0	0	56	42	0	0	0	0	0	0	0	0	0	0	56	42	0	98
C-46540	Sopore Law College	0	0	0	121	148	0	0	0	0	0	0	0	464	662	0	585	810	0	1395
C-57507	South Valley College of Education, Devsar Kulgam	0	0	0	62	63	0	0	0	0	0	0	0	0	0	0	62	63	0	125
C-45997	Srinagar College of Education, Shupiyani	0	0	0	50	50	0	0	0	0	0	0	0	0	0	0	50	50	0	100
C-35389	Srinagar Women's College, Srinagar	0	0	0	0	596	0	0	0	0	0	0	0	0	0	0	0	596	0	596
C-46528	SSM College of Engineering	49	48	0	100	486	0	0	0	0	0	0	0	0	0	0	105	534	0	1588
C-45973	Subhan Institute of Educational Tenchnology, Baramullah	0	0	0	37	92	0	0	0	0	0	0	0	0	0	0	37	92	0	129



		Post Graduate			Under Graduate			PG Diploma			Diploma			Integrated			Total			Grand Total	
AISHE Code	Institution Name	M	F	TG	M	F	TG	M	F	TG	M	F	TG	M	F	TG	M	F	TG		
		C-45983	Syed Ali Memorial College of Education, Beerwah	0	0	0	0	0	0	0	0	0	0	0	0	0	0	0	0		0
C-46013	Tahira Khanams College of Education, Srinagar	0	0	0	92	104	0	0	0	0	0	0	0	0	0	0	92	104	0	196	
C-45991	Unique College Of Education, Mirgund Baramullah	0	0	0	162	38	0	0	0	0	0	0	0	0	0	0	162	38	0	200	
C-45988	Vishwa Bharti College of Education, Jammu	0	0	0	14	62	0	0	0	0	0	0	0	0	0	0	14	62	0	76	
C-21436	Vishwa Bharti Womens College, Srinagar	0	0	0	633	489	0	0	0	0	0	0	0	0	0	0	633	489	0	1122	
C-46538	Vitasta School of Law	0	0	0	255	342	0	0	0	0	0	0	0	0	0	0	255	342	0	597	
C-45974	Welkin College of Education, Baramullah	0	0	0	57	64	0	0	0	0	0	0	0	0	0	0	57	64	0	121	
C-45958	Wular Valley College of Education, Bandipore	0	0	0	40	45	0	0	0	0	0	0	0	0	0	0	40	45	0	85	
C-45998	Zakir Memorial College of Education, Pulwama	0	0	0	88	98	0	0	0	0	0	0	0	0	0	0	88	98	0	186	
All		1000	855	0	48003	48645	2	90	66	0	170	470	0	984	1322	0	50247	51358	2	101607	